

- High flow rates, rapid changeover
- Compact, corrosion-resistant low-weight design
- Integral speed control
- Manual spool changeover
- Wide range of manifolds (low-profile and VDMA)

Material specification

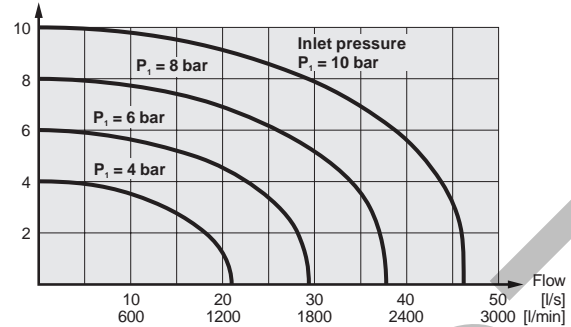
Valve body	Acetal plastic
Spool	Acetal plastic
Spool seal	High-molecular thermoplastic
U-rings, O-rings	Nitrile rubber, NBR
Sleeves	Thermoplastic
Piston	Acetal plastic
End covers	Electrically anodised aluminium
Top plate	Electrically anodised aluminium
End seals	Nitrile rubber, NBR
Seal, top plate	Nitrile rubber, NBR
Manual changeover pushbutton	Acetal plastic
Throttle screws	Galvanised brass
Throttle inserts	Acetal plastic
End cover bolts	Stainless steel
Mounting screws	Galvanised steel (standard)
Mounting screws	Stainless steel (accessories)
Manifolds	Electrically anodised aluminium

Flow characteristic

Flow capacity to ISO 6358. All pressures = effective pressure

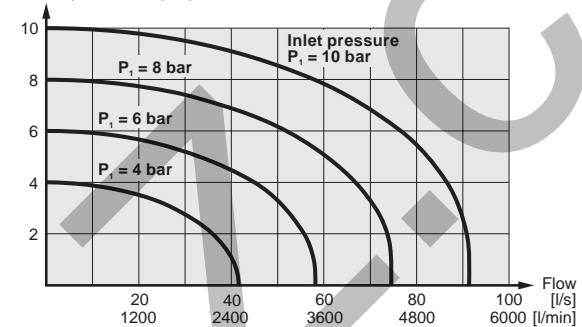
VG25

Outlet pressure P_2 [bar]



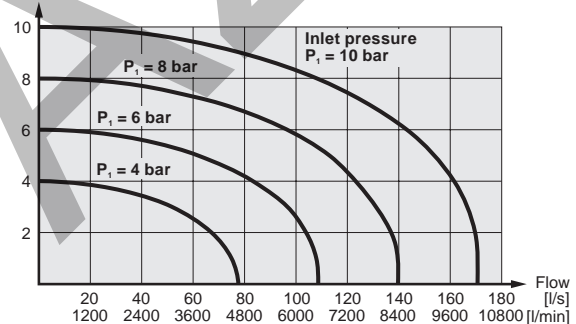
VG35

Outlet pressure P_2 [bar]



VG45

Outlet pressure P_2 [bar]



Ordering key















VG25-	A	X	ERER	2	C	Q
ISO size	Centre position	Actuator / return	Voltage	Connector		
VG25- ISO size 1	Closed	AA External air	C 24 V	None		
VG35- ISO size 2	X Vented	AS External air/Spring	E 110 V	Q Connector with LED + VDR or diode		
VG45- ISO size 3	Y Pressurised	AC External air, self-centring	H 220 V			
	Z Closed/pressurised	ERS Electric, internal air/Spring	K 240 V			
	Solenoid	ERDR Electric, internal air/Differential air return				
	Mini solenoid	ERER Electric, internal air				
A CNOMO solenoid		ERC Electric, internal air, self-centring	Current			
		EAS Electric, external air/Spring	2 DC	Possible combinations: see pages 9 - 13.		
		EAEA Electric, external air	4 50/60 Hz			
		EAC Electric, external air, self-centring				

Data	VG25	VG35	VG45
Dimension	ISO 1	ISO 2	ISO 3
Operating pressure, max	10 bar	10 bar	10 bar
Operating temperature	-20 to +70 °C	-20 to +70 °C	-20 to +70 °C
Flow (acc. to ISO 6358)	C=4,2 NI/s x bar b=0,2 Qn=17 l/s Qmax=29,4 l/s Cv=1,04	C=8,3 NI/s x bar b=0,2 Qn=33 l/s Qmax=58,0 l/s Cv=2,02	C=15,5 NI/s x bar b=0,2 Qn=62 l/s Qmax=108,5 l/s Cv=3,80

Symbol	ISO size	Actuator	Return	Signal pressure min, bar at 6 bar activ./return	Changeover time, ms at 6 bar activ./return	Port nominal size	Weight Kg	Order code
--------	----------	----------	--------	---	--	-------------------	-----------	------------

Electrically actuated 5/2 and 5/3 valves

Internal air supply to solenoid valve(s) via port 1 for VE03 miniature solenoid valve.

		1	Electric	Spring	3,5/-	15/25	G1/4	0,26	VG25-ERS
		2			3,5/-	28/58	G3/8	0,48	VG35-ERS
		3			3,5/-	40/90	G1/2	0,95	VG45-ERS
		1	Electric	Differential air signal	3,5/-	15/25	G1/4	0,26	VG25-ERDR
		2			3,5/-	28/58	G3/8	0,48	VG35-ERDR
		1	Electric	Electric	1,5/1,5	15/15	G1/4	0,26	VG25-ERER
		2			1,5/1,5	22/22	G3/8	0,48	VG35-ERER
		3			1,5/1,5	28/28	G1/2	0,95	VG45-ERER
		1	Electric closed centre position	Electric self-centring	3,5/-	25/30	G1/4	0,26	VG25-ERC
		2			3,5/-	38/65	G3/8	0,48	VG35-ERC
		3			3,5/-	50/100	G1/2	0,95	VG45-ERC
		1	Electric vented centre position	Electric self-centring	3,5/-	25/30	G1/4	0,26	VG25-XERC
		2			3,5/-	38/65	G3/8	0,48	VG35-XERC
		3			3,5/-	50/100	G1/2	0,95	VG45-XERC
		1	Electric pressurised centre position	Electric self-centring	3,5/-	25/30	G1/4	0,26	VG25-YERC
		2			3,5/-	38/65	G3/8	0,48	VG35-YERC
		1	Electric pressurised/ closed centre position	Electric self-centring	3,5/-	25/30	G1/4	0,26	VG25-ZERC
		2			3,5/-	38/65	G3/8	0,48	VG35-ZERC
		3			3,5/-	50/100	G1/2	0,95	VG45-ZERC

Data	VG25	VG35	VG45
Dimension	ISO 1	ISO 2	ISO 3
Operating pressure, max	10 bar	10 bar	10 bar
Operating temperature	-20 to +70 °C	-20 to +70 °C	-20 to +70 °C
Flow (acc. to ISO 6358)	C=4,2 NI/s x bar b=0,2 Qn=17 l/s Qmax=29,4 l/s Cv=1,04	C=8,3 NI/s x bar b=0,2 Qn=33 l/s Qmax=58,0 l/s Cv=2,02	C=15,5 NI/s x bar b=0,2 Qn=62 l/s Qmax=108,5 l/s Cv=3,80

Symbol	ISO size	Actuator	Return	Signal pressure min, bar at 6 bar activ./return	Changeover time, ms at 6 bar activ./return	Port nominal size	Weight Kg	Order code
--------	----------	----------	--------	---	--	-------------------	-----------	------------

Electrically actuated 5/2 and 5/3 valves

External air supply to solenoid valve(s) via port 14, or ports 14 and 12, for VE03 miniature solenoid valve.

	1	Electric	Spring	3,5/-	15/25	G1/4	0,26	VG25-EAS
	2			3,5/-	28/58	G3/8	0,48	VG35-EAS
	3			3,5/-	40/90	G1/2	0,95	VG45-EAS
	1	Electric	Electric	1,5/1,5	15/15	G1/4	0,26	VG25-EAEA
	2			1,5/1,5	22/22	G3/8	0,48	VG35-EAEA
	3			1,5/1,5	28/28	G1/2	0,95	VG45-EAEA
	1	Electric closed centre position	Electric self-centring	3,5/-	25/30	G1/4	0,26	VG25-EAC
	2			3,5/-	38/65	G3/8	0,48	VG35-EAC
	1	Electric vented centre position	Electric self-centring	3,5/-	25/30	G1/4	0,26	VG25-XEAC
	2			3,5/-	38/65	G3/8	0,48	VG35-XEAC
	1	Electric pressurised/closed centre position	Electric self-centring	3,5/-	25/30	G1/4	0,26	VG25-ZEAC
	2			3,5/-	38/65	G3/8	0,48	VG35-ZEAC
	3			3,5/-	50/100	G1/2	0,95	VG45-ZEAC

Solenoid valves must be ordered separately: see page 19.
Manifolds must be ordered separately: see pages 23-26.
Complete valves: see pages 16-18.
Dimensions: see pages 27-30.