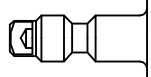




Mini industrial coupling, can be used with various media. Coupling system with single-hand operation. This system is extremely easy to operate and stands out for its small installation dimensions.



German Profile

- Available on request:
 - in brass material with nickel plating
 - with additional end connections
 - other seals for different temperature ranges and fluids

KA Single Shut-Off

Working Pressure*:
up to 35 bar

Material:

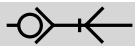
- Coupling: Brass
- Plug: Brass
- Seals: NBR

Working Temperature:
-20°C up to +100°C (NBR)

Flow Rate Air:
120 l/min.
inlet pressure 6 bar, pressure drop 0.5 bar

Flow Rate Water:
1.8 l/min.
pressure drop 0.5 bar

* maximum static working pressure with design factor 4 to 1.



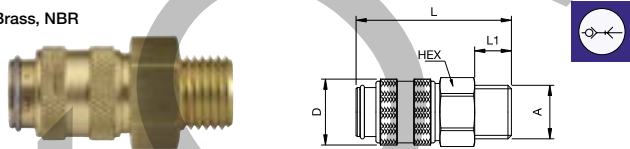
Single Shut-Off



Single Shut-Off

50KAAW Coupler with valve, Male Thread

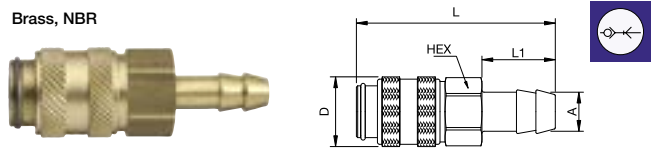
Brass, NBR



A	HEX	L	L1	D
G1/8	50KAAW10MPXS	14	36	7 16
G1/4	50KAAW13MPXS	17	38	9 16

50KATF Coupler with valve, Hose Barb

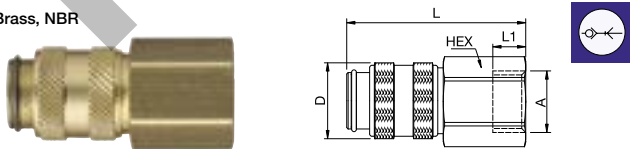
Brass, NBR



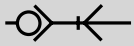
A	HEX	L	L1	D
4	50KATF04MPXS	14	46	17 16
6	50KATF06MPXS	14	46	17 16

50KAIW Coupler with valve, Female Thread

Brass, NBR



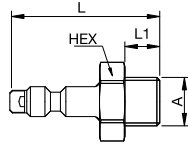
A	HEX	L	L1	D
G1/8	50KAIW10MPXS	14	36	9 16
G1/4	50KAIW13MPXS	17	38	9 16



Single Shut-Off

50SAW Plug without valve, Male Thread

Brass



A

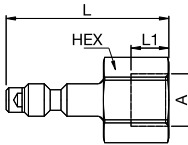
HEX L L1

G1/8 50SAW10MXX

14 30 7

50FIW Plug without valve, Female Thread

Brass



A

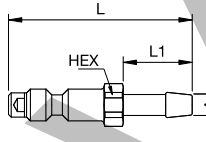
HEX L L1

G1/8 50FIW10MXX

14 30 7

50SFTF Plug without valve, Hose Barb

Brass



A

HEX L L1

4 50SFTF04MXX

7 35 13

6 50SFTF06MXX

7 35 13