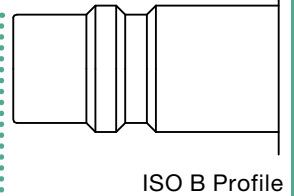




Robust brass coupling system 1/2" according to ISO 6150 B and US MIL-SPEC 4109. Coupling system with single-hand operation. The high insertion depth guarantees by an optimised plug guidance.

- Available on request:
 - with additional end connections
 - other seals for different temperature ranges and fluids



Dust Protections (P. 357)
for Coupling Part.-No. SK27S
for Plug Part.-No. SK16S

KA Single Shut-Off

Working Pressure*:
up to 35 bar

Material:

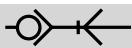
- Coupling: Nickel plated brass / steel
- Plug: Nickel plated steel
- Seals: NBR

Working Temperature:
-20°C up to +100°C (NBR)

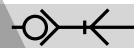
Flow Rate Air:
2.600 l/min.
inlet pressure 6 bar, pressure drop 0.5 bar

Flow Rate Water:
33 l/min.
pressure drop 0.5 bar

* maximum static working pressure with design factor 4 to 1.



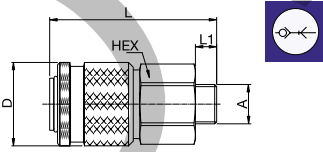

Single Shut-Off



Single Shut-Off

37KAAW Coupler with valve, Male Thread

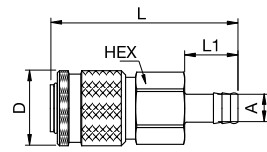
Brass, NBR



A	HEX	L	L1	D	
G1/2	37KAAW21MPX	30	76.5	12	35

37KATF Coupler with valve, Hose Barb

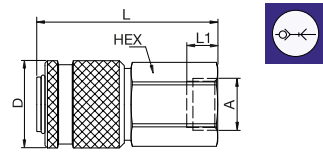
Brass, NBR



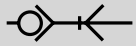
A	HEX	L	L1	D	
13	37KATF13MPX	30	86	25	35
19	37KATF19MPX	30	86	25	35

37KAIW Coupler with valve, Female Thread

Brass, NBR



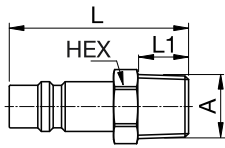
A	HEX	L	L1	D	
G1/2	37KAIW21MPX	30	73	10	35



Single Shut-Off

37SFAK Plug without valve, Male Thread

Nickel-plated steel



A



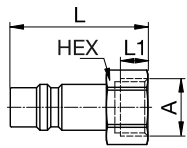
HEX L L1

R1/2 37SFAK21SXN

22 60 17

37SFIW Plug without valve, Female Thread

Nickel-plated steel



A



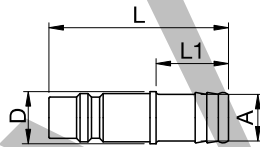
HEX L L1

G1/2 37SFIW21SXN

24 50 10

37SFTF Plug without valve, Hose Barb

Nickel-plated steel



A



L L1 D

13 37SFTF13SXN

62 25 17

16 37SFTF16SXN

62 25 18

19 37SFTF19SXN

72 35 21