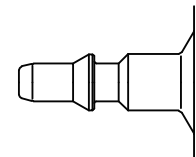




Mini industrial coupling with plug profile according to ISO 6150 C. Popular profile in analytical and medical technology. Above average flow rate performance for liquid and gaseous media.

- Available on request:
 - with additional end connections
 - other seals for different temperature ranges and fluids



ISO C Profile

KB Double Shut-Off

Working Pressure*:
up to 35 bar

Material:

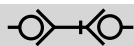
- Coupling: AISI 316 L
- Plug: AISI 316 L
- Seals: FKM

Working Temperature:
-15°C up to +200°C (FKM)

Flow Rate Air:
160 l/min.
inlet pressure 6 bar, pressure drop 0.5 bar

Flow Rate Air:
2.2 l/min.
pressure drop 0.5 bar

* maximum static working pressure with design factor 4 to 1.



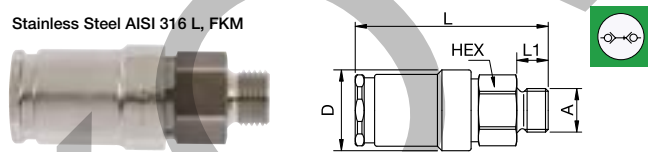
Double Shut-off



Double Shut-off

303KBAW Coupler with valve, Male Thread

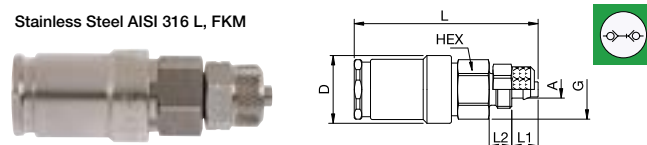
Stainless Steel AISI 316 L, FKM



A	HEX	L	L1	D
G1/8	303KBAW10EVX	14	43	7 18
G1/4	303KBAW13EVX	17	45	9 18

303KBKO Coupler with valve, with Plastic Hose Connection

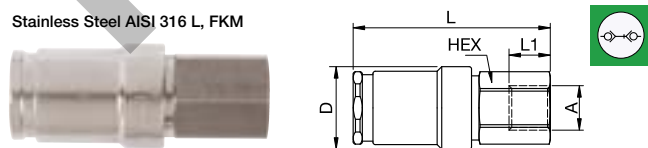
Stainless Steel AISI 316 L, FKM



A	HEX	G	L	L1	L2	D
4 x 6	303KBK006EVX	14	M10x1	49	7 6	18
6 x 8	303KBK008EVX	14	M12x1	49	7 6	18

303KBIW Coupler with valve, Female Thread

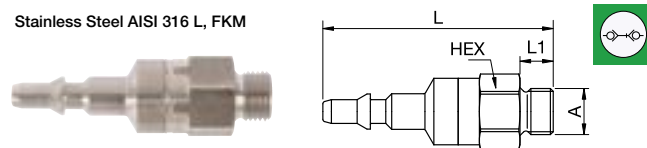
Stainless Steel AISI 316 L, FKM



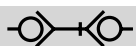
A	HEX	L	L1	D
G1/8	303KBIW10EVX	14	43	9 18
G1/4	303KBIW13EVX	17	45	9 18

303SBAW Plug with valve, Male Thread

Stainless Steel AISI 316 L, FKM



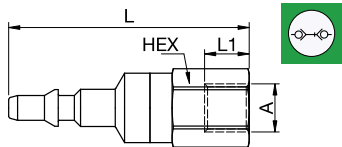
A	HEX	L	L1
G1/8	303SBAW10EVX	14	48.5 7
G1/4	303SBAW13EVX	17	50.5 9



Double Shut-off

303SBIW Plug with valve, Female Thread

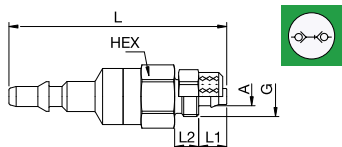
Stainless Steel AISI 316 L, FKM



A		HEX	L	L1
G1/8	303SBIW10EVX	14	48.5	9
G1/4	303SBIW13EVX	17	50.5	9

303SBKO Plug with valve, with Plastic Hose Connection

Stainless Steel AISI 316 L, FKM



A		HEX	G	L	L1	L2
4 x 6	303SBKO06EVX	14	M10x1	54.5	7	6
6 x 8	303SBKO08EVX	14	M12x1	54.5	7	6