

**Technical Description**

The robust safety coupling is the largest version of the coupling series with safety locking. Coupling system with single-hand operation. UltraFlo valve for optimum flow and low pressure drop. Additional safety locking system. This safety lock prevents unintentional disconnection. To disconnect, the plug must first be pushed further into the coupling before it can be unlocked. Double profiled plug design against wear of material during operation.

Working Temperature*

-20°C up to +100°C (NBR)
depending on the medium.

* For temperatures below -20°C and over +100°C and depending on the medium, other seal variants (FKM, EPDM, FFKM) are available.

**Working Pressure****

35 bar

** maximum static working pressure with design factor 4 to 1.

Material

Coupling: Brass / Steel nickel plated

Plug: Steel nickel plated

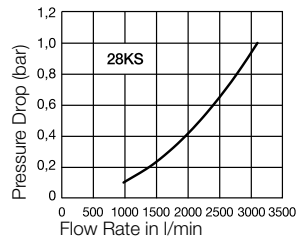
Seals: NBR

Interchangeability

- CETOP-Norm RP59 P-15

Flow diagrams

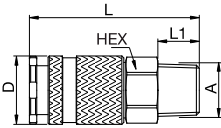
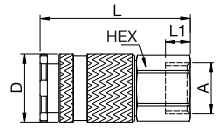
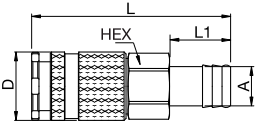
Air





Couplings – with valve

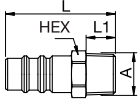
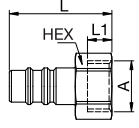
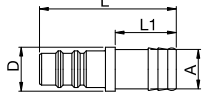
Series 28KS

	Connection A	HEX mm	HEX1 mm	L mm	L1 mm	L2 mm	D mm	B mm	G mm	Version	Part Number
 <p>Male Thread</p>	R 1/2	24		69,5	17		28				28KSAK21SPN
	R 3/4	27		69,5	17		28				28KSAK26SPN
 <p>Female Thread</p>	G 3/8	24		61,5	12		28				28KSIW17SPN
	G 1/2	24		61,5	12		28				28KSIW21SPN
	G 3/4	32		65,5	16		28				28KSIW26SPN
 <p>Hose Barb</p>	13 mm	24		81,5	25		28				28KSTF13SPN
	16 mm	24		81,5	25		28				28KSTF16SPN
	19 mm	24		81,5	25		28				28KSTF19SPN



Plugs – without valve

Series 28KS

	Connection A	HEX mm	HEX1 mm	L mm	L1 mm	L2 mm	D mm	B mm	G mm	Version	Part Number
 <p>Male Thread</p>	R 3/8	17		45	12						28SSAK17SXN
	R 1/2	22		50	17						28SSAK21SXN
 <p>Female Thread</p>	G 3/8	19		39	9						28SSIW17SXN
	G 1/2	24		42	12						28SSIW21SXN
	G 3/4	32		47	16						28SSIW26SXN
 <p>Hose Barb</p>	10 mm			54	25		15				28SSTF10SXN
	13 mm			54	25		15				28SSTF13SXN
	16 mm			56	25		18				28SSTF16SXN
	19 mm			56	25		21				28SSTF19SXN