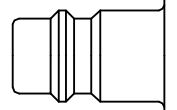




Universal brass coupling with European standard industrial profile. Coupling system with single-hand operation and standard-valve. Small mass size. The ergonomic sleeve design prevents entering dirt on the valve body.



Euro Profile

- Available on request:
  - in brass material with nickel plating
  - with additional end connections
  - other seals for different temperature ranges and fluids

**KA** Single Shut-Off

**Working Pressure\*:**  
up to 35 bar

**Material:**

- Coupling: Brass
- Plug: Brass
- Seals: NBR

**Working Temperature:**  
-20°C up to +100°C (NBR)

**Flow Rate Air:**  
1.070 l/min.  
inlet pressure 6 bar, pressure drop 0.5 bar

**Flow Rate Water:**  
18 l/min.  
pressure drop 0.5 bar

**KB** Double Shut-Off

**Working Pressure\*:**  
up to 35 bar

**Material:**

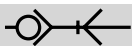
- Coupling: Brass
- Plug: Brass
- Seals: NBR

**Working Temperature:**  
-20°C up to +100°C (NBR)

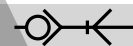
**Flow Rate Air:**  
950 l/min.  
inlet pressure 6 bar, pressure drop 0.5 bar

**Flow Rate Water:**  
8.8 l/min.  
pressure drop 0.5 bar

\* maximum static working pressure with design factor 4 to 1.



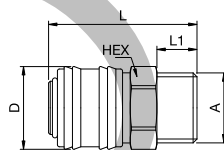
Single Shut-Off



Single Shut-Off

## 26KAA Coupler with valve, Male Thread

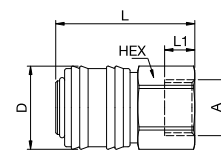
Brass, NBR



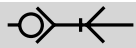
A	Version	HEX	L	L1	D	Version
G1/8	26KAAW10MPX	22	43	9	25	Brass
G1/8	26KAAW10MPN	9101 26 10	22	43	9	Nickel-plated brass
G1/4	26KAAW13MPX	22	39	9	25	Brass
G1/4	26KAAW13MPN	9101 26 13	22	39	9	Nickel-plated brass
G3/8	26KAAW17MPX	22	41	9	25	Brass
G3/8	26KAAW17MPN	9101 26 17	22	41	9	Nickel-plated brass
G1/2	26KAAW21MPX	22	44	12	25	Brass
G1/2	26KAAW21MPN	9101 26 21	22	44	12	Nickel-plated brass
G1/2	26KAAW21MPXS_36	24	44	12	25	Brass
M14 x 1.5	26KAAD14MPX	22	43	10	25	Brass
M16 x 1.5	26KAAD16MPX	22	43	11	25	Brass
M18 x 1.5	26KAAD18MPX	22	43	11	25	Brass

## 26KAI Coupler with valve, Female Thread

Brass, NBR



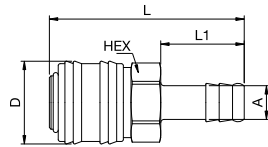

A	Version	HEX	L	L1	D	Version
G1/8	26KAIW10MPX	22	41	8	25	Brass
G1/4	26KAIW13MPX	22	41	9	25	Brass
G1/4	26KAIW13MPN	9114 26 13	22	41	9	Nickel-plated brass
G3/8	26KAIW17MPX	22	41	9	25	Brass
G3/8	26KAIW17MPN	9114 26 17	22	41	9	Nickel-plated brass
G1/2	26KAIW21MPX	24	44	10	25	Brass
G1/2	26KAIW21MPN	9114 26 21	24	44	10	Nickel-plated brass
M14 x 1.5	26KAIM14MPX	22	41	9	25	Brass
M16 x 1.5	26KAIM16MPX	22	41	9	25	Brass
M18 x 1.5	26KAIM18MPX	22	44	9	25	Brass



Single Shut-Off

## 26KAT Coupler with valve, Hose Barb

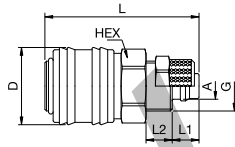
Brass, NBR



A		HEX	L	L1	D
6	<a href="#">26KATF06MPX</a>	21	58	25	25
8	<a href="#">26KATF08MPX</a>	21	58	25	25
9	<a href="#">26KATF09MPX</a>	21	58	25	25
10	<a href="#">26KATF10MPX</a>	21	58	25	25
13	<a href="#">26KATF13MPX</a>	21	58	25	25
6 Push-Lok	<a href="#">26KATP06MPX</a>	21	58	20.5	25
10 Push-Lok	<a href="#">26KATP10MPX</a>	21	58	24	25
13 Push-Lok	<a href="#">26KATP13MPX</a>	21	58	28	25

## 26KAKO Coupler with valve, with Plastic Hose Connection

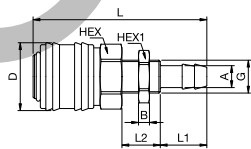
Brass, NBR



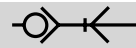
A		HEX	G	L	L1	L2	D
4 x 6	<a href="#">26KAKO06MPX</a>	21	M10x1	58	7	6	25
6 x 8	<a href="#">26KAKO08MPX</a>	21	M12x1	45	7	6	25
8 x 10	<a href="#">26KAKO10MPX</a>	21	M16x1	49	9	8	25
9 x 12	<a href="#">26KAKO12MPX</a>	21	M16x1	49	9	8	25

## 26KATS Coupler with valve, Panel Mount with Hose Barb

Brass, NBR



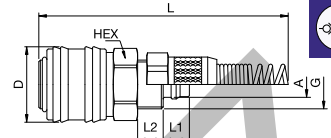
A		HEX	HEX1	B	G	L	L1	L2	D
6	<a href="#">26KATS06MPX</a>	21	17	4	M12x1	60	17	10	25
10	<a href="#">26KATS10MPX</a>	21	17	4	G1/4	72	25	14	25



Single Shut-Off

## 26KAKK Coupler with valve, Plastic Hose Connection with Spring Guard

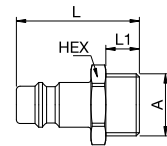
Brass, NBR



A		HEX	G	L	L1	L2	D
4 x 6	<a href="#">26KAKK06MPX</a>	21	M10x1	120	7	6	25
6 x 8	<a href="#">26KAKK08MPX</a>	21	M12x1	132	7	6	25
8 x 10	<a href="#">26KAKK10MPX</a>	21	M16x1	143	9	8	25
9 x 12	<a href="#">26KAKK12MPX</a>	21	M16x1	150	9	8	25

## 26SFA Plug without valve, Male Thread

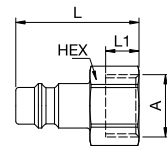
Brass



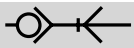
A		HEX	L	L1
G1/8	<a href="#">26SFAW10MXX</a>	14	31	7
G1/4	<a href="#">26SFAW13MXX</a>	17	33	9
G3/8	<a href="#">26SFAW17MXX</a>	19	33	9
G1/2	<a href="#">26SFAW21MXX</a>	24	38	12
M14 x 1.5	<a href="#">26SFAD14MXX</a>	17	35	10
M16 x 1.5	<a href="#">26SFAD16MXX</a>	19	36	11
M18 x 1.5	<a href="#">26SFAD18MXX</a>	22	37	11

## 26SFI Plug without valve, Female Thread

Brass



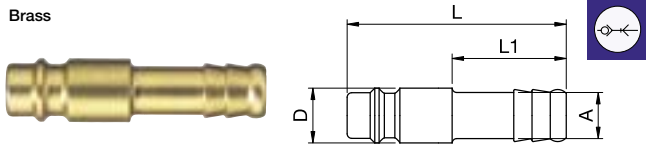
A		HEX	L	L1
G1/8	<a href="#">26SFIW10MXX</a>	14	30	7
G1/4	<a href="#">26SFIW13MXX</a>	17	33	10
G3/8	<a href="#">26SFIW17MXX</a>	19	33	10
G1/2	<a href="#">26SFIW21MXX</a>	24	35	12
M14 x 1.5	<a href="#">26SFIM14MXX</a>	17	33	10
M16 x 1.5	<a href="#">26SFIM16MXX</a>	19	33	10



Single Shut-Off

## 26SFT Plug without valve, Hose Barb

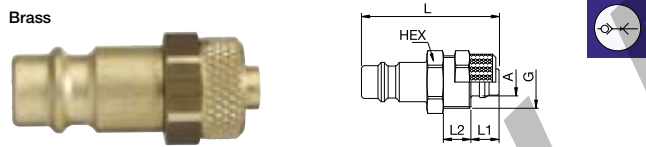
Brass



A		L	L1	D
4	<b>26SFTF04MXX</b>	48	25	12
6	<b>26SFTF06MXX</b>	48	25	12
8	<b>26SFTF08MXX</b>	48	25	12
9	<b>26SFTF09MXX</b>	48	25	12
10	<b>26SFTF10MXX</b>	48	25	12
13	<b>26SFTF13MXX</b>	48	25	15
6 Push-Lok	<b>26SFTP06MXX</b>	43	20.5	16
10 Push-Lok	<b>26SFTP10MXX</b>	46	24	22
13 Push-Lok	<b>26SFTP13MXX</b>	50	28	24

## 26FKO Plug without valve, with Plastic Hose Connection

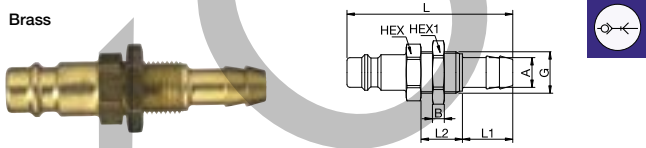
Brass



A		HEX	G	L	L1	L2	D
4 x 6	<b>26SFKO06MXX</b>		M10x1	34	7	6	12
6 x 8	<b>26SFKO08MXX</b>		M12x1	34	7	6	12
8 x 10	<b>26SFKO10MXX</b>	17	M16x1	42	9	6	
9 x 12	<b>26SFKO12MXX</b>	17	M16x1	42	9	8	

## 26SFTS Plug without valve, Panel Mount with Hose Barb

Brass



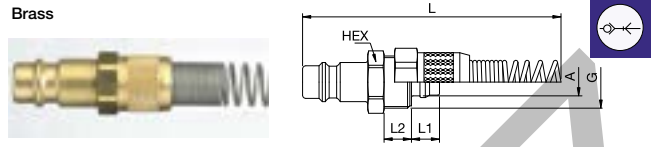
A		HEX	HEX1	B	G	L	L1	L2
10	<b>26SFTS10MXX</b>	17	19	4	M14x1	56	17	14



Single Shut-Off

## 26SFKK Plug without valve, Plastic Hose Connection with Spring Guard

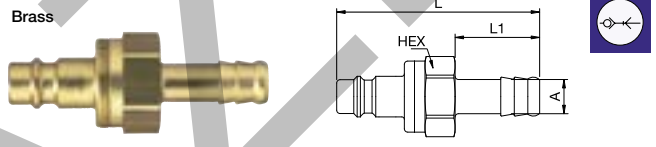
Brass



A		HEX	G	L	L1	L2	D
4 x 6	<b>26SFKK06MXX</b>		M10x1	120	7	6	12
6 x 8	<b>26SFKK08MXX</b>		M12x1	127	7	6	12
8 x 10	<b>26SFKK10MXX</b>	17	M16x1	135	9	8	
9 x 12	<b>26SFKK12MXX</b>	17	M16x1	142	9	8	

## 26SRTF Plug without valve, Recoil Eliminator with Hose Barb

Brass



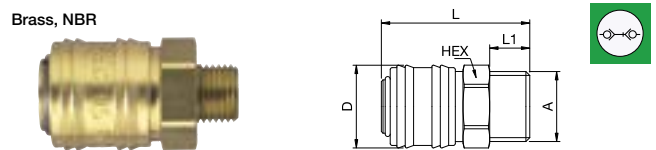
A		HEX	L	L1
6	<b>26SRTF06MXX</b>	21	60	25
8	<b>26SRTF08MXX</b>	21	60	25
9	<b>26SRTF09MXX</b>	21	60	25
10	<b>26SRTF10MXX</b>	21	60	25
13	<b>26SRTF13MXX</b>	21	60	25



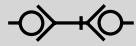
Double Shut-off

## 26KBA Coupler with valve, Male Thread

Brass, NBR



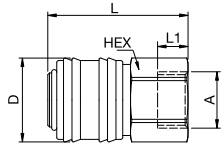
A		HEX	L	L1	D
G1/8	<b>26KBAW10MPX</b>	22	43	9	25
G1/4	<b>26KBAW13MPX</b>	22	39	9	25
G3/8	<b>26KBAW17MPX</b>	22	41	9	25
G1/2	<b>26KBAW21MPX</b>	24	44	10	25
M14 x 1.5	<b>26KBAD14MPX</b>	22	43	10	25
M16 x 1.5	<b>26KBAD16MPX</b>	22	43	11	25
M18 x 1.5	<b>26KBAD18MPX</b>	22	43	11	25



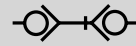
Double Shut-off

## 26KBI Coupler with valve, Female Thread

Brass, NBR



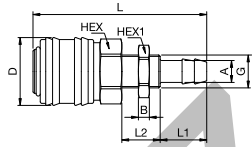

A		HEX	L	L1	D
G1/8	26KBIW10MPX	22	41	8	25
G1/4	26KBIW13MPX	22	41	9	25
G3/8	26KBIW17MPX	22	41	9	25
G1/2	26KBIW21MPX	24	44	10	25
M14 x 1.5	26KBIW14MPX	22	41	9	25
M16 x 1.5	26KBIW16MPX	22	41	9	25
M18 x 1.5	26KBIW18MPX	22	41	9	25



Double Shut-off

## 26KBT Coupler with valve, Panel Mount with Hose Barb

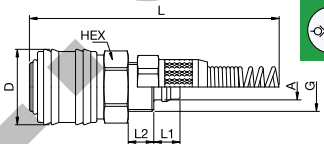
Brass, NBR



A		HEX	HEX1	B	G	L	L1	L2	D
6	26KBT06MPX	21	17	4	M12x1	60	17	10	25
10	26KBT10MPX	21	17	4	G1/4	72	25	14	25

## 26KBK Coupler with valve, Plastic Hose Connection with Spring Guard

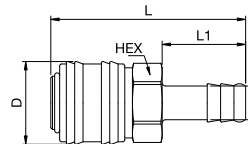

Brass, NBR



A		HEX	G	L	L1	L2	D
6 x 8	26KBK08MPX	21	M12x1	132	7	6	25
8 x 10	26KBK10MPX	21	M16x1	143	9	8	25
9 x 12	26KBK12MPX	21	M16x1	150	9	8	25

## 26KBT Coupler with valve, Hose Barb

Brass, NBR

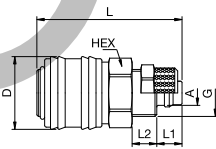


A		HEX	L	L1	D
6	26KBT06MPX	21	58	25	25
8	26KBT08MPX	21	58	25	25
9	26KBT09MPX	21	58	25	25
10	26KBT10MPX	21	58	25	25
13	26KBT13MPX	21	58	25	25
6 Push-Lok	26KBT06MPX	21	58	20.5	25
10 Push-Lok	26KBT10MPX	21	58	24	25
13 Push-Lok	26KBT13MPX	21	58	28	25

Plugs for Series 26KB can be found with Series 25, on pages 247.

## 26KBK Coupler with valve, with Plastic Hose Connection

Brass, NBR



A		HEX	G	L	L1	L2	D
4 x 6	26KBK06MPX	21	M10x1	45	7	6	25
6 x 8	26KBK08MPX	21	M12x1	45	7	6	25
8 x 10	26KBK10MPX	21	M16x1	49	9	8	25
9 x 12	26KBK12MPX	21	M16x1	49	9	8	25