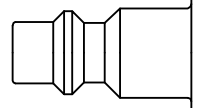




1/4" Industrial brass coupling according to ISO 6150 B and US MIL-SPEC 4109. Coupling system with single-hand operation, which stands out for its solid brass design and corresponding sleeve design. Hardened steel plug counters vibrations and effects of external forces.



ISO B Profile

- Available on request:
  - with additional end connections
  - other seals for different temperature ranges and fluids

**KA** Single Shut-Off

**Working Pressure\*:**  
up to 35 bar

**Material:**

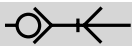
- Coupling: Brass
- Plug: Nickel plated steel or brass
- Seals: NBR

**Working Temperature:**  
-20°C up to +100°C (NBR)

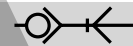
**Flow Rate Air:**  
820 l/min.  
inlet pressure 6 bar, pressure drop 0.5 bar

**Flow Rate Water:**  
7.4 l/min.  
pressure drop 0.5 bar

\* maximum static working pressure with design factor 4 to 1.



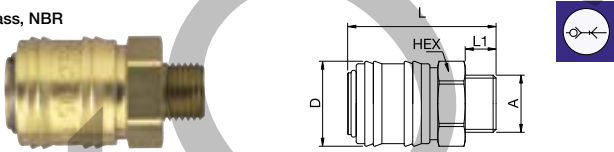
Single Shut-Off



Single Shut-Off

## 24KAAW Coupler with valve, Male Thread

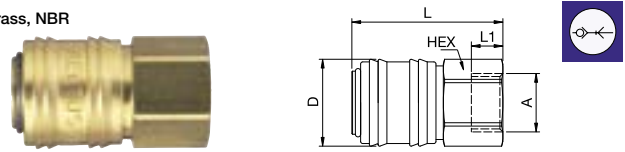
Brass, NBR



A	Version	HEX	L	L1	D	Version
G1/4	24KAAW13MPX	22	43	9	25	Brass
G1/4	24KAAW13MPN	22	43	9	25	Nickel-plated brass
G3/8	24KAAW17MPX	22	43	9	25	Brass
G3/8	24KAAW17MPN	22	43	9	25	Nickel-plated brass
G1/2	24KAAW21MPX	22	46	12	25	Brass
G1/2	24KAAW21MPN	22	46	12	25	Nickel-plated brass

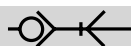
## 24KAIW Coupler with valve, Female Thread

Brass, NBR



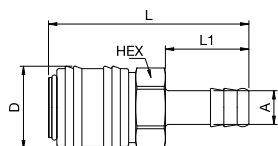
A	Version	HEX	L	L1	D	Version
G1/4	24KAIW13MPX	22	43	11	25	Brass
G1/4	24KAIW13MPN	22	43	11	25	Nickel-plated brass
G3/8	24KAIW17MPX	22	43	9	25	Brass
G3/8	24KAIW17MPN	22	43	9	25	Nickel-plated brass
G1/2	24KAIW21MPX	22	46	12	25	Brass
G1/2	24KAIW21MPN	22	46	12	25	Nickel-plated brass



# Series 24 - Brass/Steel

 Single Shut-Off

## 24KATF Coupler with valve, Hose Barb

Brass, NBR

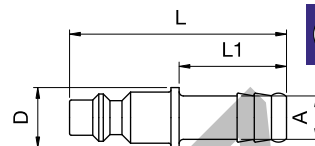




A			HEX	L	L1	D	Version	
6				21	60	25	25	Brass
6			9123 24 06	21	60	25	25	Nickel-plated brass
8			24KATF08MPX	21	60	25	25	Brass
8			9123 24 08	21	60	25	25	Nickel-plated brass
9			24KATF09MPX	21	60	25	25	Brass
9			24KATF09MPN	21	60	25	25	Nickel-plated brass
10			24KATF10MPX	21	60	25	25	Brass
10			9123 24 10	21	60	25	25	Nickel-plated brass
13			24KATF13MPX	21	60	25	25	Brass
13			24KATF13MPN	21	60	25	25	Nickel-plated brass

 Single Shut-Off

## 23SFTF Plug without valve, Hose Barb

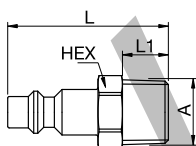
Nickel-plated steel or brass





A			L	L1	D	Version	
6				51	25	14	Nickel-plated steel
6			9085 23 06	51	25	14	Brass
8			23SFTF08SXX	51	25	14	Nickel-plated steel
8			9085 23 08	51	25	14	Nickel-plated steel
9			23SFTF09SXX	51	25	14	Nickel-plated steel
9			23SFTF09MXX	51	25	14	Brass
10			23SFTF10SXX	51	25	14	Nickel-plated steel
13			9085 23 10	51	25	14	Nickel-plated steel
13			23SFTF13SXX	51	25	14	Nickel-plated steel

## 23SFA Plug without valve, Male Thread

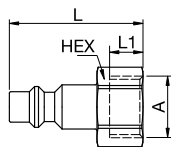
Nickel-plated steel or brass




A			HEX	L	L1	Version	
R1/8				13	39	9	Nickel-plated steel
G1/8			9087 23 10	14	35	7	Nickel-plated steel
R1/4			23SFAK13SXX	14	42	12	Nickel-plated steel
G1/4			9087 23 13	14	42	12	Nickel-plated steel
G1/4			23SFAW13MXX	14	42	12	Brass
R3/8			23SFAK17SXX	17	42	12	Nickel-plated steel
G3/8			23SFAW17MXX	17	42	12	Brass
G3/8			9087 23 17	17	42	12	Nickel-plated steel
R1/2			23SFAK21SXX	22	48	17	Nickel-plated steel
G1/2			9087 23 21	22	42	12	Nickel-plated steel

## 23SFIW Plug without valve, Female Thread

Nickel-plated steel



A			HEX	L	L1	
G1/8				14	36	9
G1/4			9086 23 10	17	36	9
G3/8			9086 23 13	19	36	9
G1/2			9086 23 17	24	39	12
G1/2			9086 23 21			