



aerospace
climate control
electromechanical
filtration
fluid & gas handling
hydraulics
pneumatics
process control
sealing & shielding




PS1 Modular Interface Valve


PDE2626TCUK June 2014




ENGINEERING YOUR SUCCESS.

OVERVIEW

 **Important !**
Before carrying out any service work, ensure that the valve and manifold have been vented. Remove the primary supply air hose to ensure total disconnection of the air supply before dismantling valves or blank connection blocks.

 **NB !**
All technical data in this catalogue is typical only. The air quality is decisive for the valve life: see ISO 8573.

 **WARNING**
FAILURE OR IMPROPER SELECTION OR IMPROPER USE OF THE PRODUCTS AND/OR SYSTEMS DESCRIBED HEREIN OR RELATED ITEMS CAN CAUSE DEATH, PERSONAL INJURY AND PROPERTY DAMAGE.
This document and other information from Parker Hannifin Corporation, its subsidiaries and authorized distributors provide product and/or system options for further investigation by users having technical expertise. It is important that you analyze all aspects of your application and review the information concerning the product or system in the current product catalog. Due to the variety of operating conditions and applications for these products or systems, the user, through its own analysis and testing, is solely responsible for making the final selection of the products and systems and assuring that all performance, safety and warning requirements of the application are met. The products described herein, including without limitation, product features, specifications, designs, availability and pricing, are subject to change by Parker Hannifin Corporation and its subsidiaries at any time without notice.

SALE CONDITIONS
The items described in this document are available for sale by Parker Hannifin Corporation, its subsidiaries or its authorized distributors. Any sale contract entered into by Parker will be governed by the provisions stated in Parker's standard terms and conditions of sale (copy available upon request).

Summary

Page

Presentation	4
Order codes	4-6
- Head and tail sets, intermediate air supply modules	4
- Electro-pneumatic modules without solenoid valve	5
- Solenoid pilote	5
- Electro-pneumatic modules with solenoid valves	6
- Pressure switch	6
Dimensions	7

Modular Interface Valve - PS1

High speed poppet valve solenoid type with individual electrical connections. Light weight plastic bodies with DIN rail manifold. For cabinet installation




- Push-in connection
- High Performance 15 mm Solenoid
- Built-in terminal block
- Pneumatic output indicator
- DIN rail mounting

**Technical characteristics**

		3/2	4/2
Fluid :		Air or inert gas, filtered 40 µ, dry or lubricated	
Working pressure :	3/2 and 4/2 Low pressure module	1 to 8 bar	3 to 8 bar ---
Flow rate :	Nominal Qn Maximum Qmax	120 NI/min 200 NI/min	
Changeover time :	Actuation Return	10 ms 15 ms	15 ms 20 ms
Operating temperature :		- 15 °C to + 60 °C	
Storage temperature :		- 40 °C to + 70 °C	
Vibrations resistance :		2 g at 2 to 150 Hz according to IEC68-2-6	
Impact resistance :		15 g 11 ms according to IEC68-2-27	

Head and tail sets - intermediate supply modules

For 3/2 and 4/2 interface modules

Description	Characteristics	Pneumatic connection	Weight (g)	Order code
 Set for single air supply connection	1 electrical common terminal 1 main air supply port 1 exhaust port	Push-in Ø 6 mm	100	PS1-E101
		G1/8	100	PS1-E1018
 Set for double air supply connection	1 electrical common terminal 2 main air supply ports 2 exhaust ports	Push-in Ø 6 mm	125	PS1-E102
		G1/8	125	PS1-E1028
 Intermediate air supply module	1 air supply port 1 exhaust port <i>(see description below)</i>	G1/8	45	PS1-E1038

Incorporating an intermediate air supply module into a group of electro-pneumatic modules gives the following options :

Air supply connection

- Additional G1/8 port to supplement the air supply to the manifold
- Blank the common air supply, enabling different pressures to be supplied to groups of modules within the manifold.

Exhaust connection

- Additional exhaust flow through the G1/8 port
- Blank the common exhaust, enabling separation of exhaust from module groups





The intermediate air supply module is supplied with 4 interchangeable connectors to enable the above supply options to be achieved.

Modular Interface Valve - PS1

Electro-pneumatic modules

Modules without solenoid valve


Visual indication of pneumatic output status : Closed = Red Open = Yellow

Symbol function	Description	Pneumatic connection	Weight (g)	Order code
	3/2 normally closed (NC)	Push-in Ø 4 mm	52	PS1-E111
		M5	55	PS1-E115
		Push-in Ø 6 mm	55	PS1-E116
	3/2 normally open (NO)	Push-in Ø 4 mm	52	PS1-E121
		M5	55	PS1-E125
		Push-in Ø 6 mm	55	PS1-E126
	4/2 single solenoid / spring return	Push-in Ø 4 mm	120	PS1-E181
		M5	120	PS1-E185
		Push-in Ø 6 mm	125	PS1-E186
	4/2 double solenoid	Push-in Ø 4 mm	120	PS1-E191
		M5	120	PS1-E195
		Push-in Ø 6 mm	125	PS1-E196

Low pressure Electro-Pneumatic modules 3/2 (1 to 8 bar)

Modules without solenoid valve

Visual indication of pneumatic output status : Closed = Red Open = Yellow

Symbol	Description	Pneumatic connection	Weight (g)	Order code
	3/2 normally closed (NC)	Push-in Ø 4 mm	52	PS1-E311
		M5	52	PS1-E315
		Push-in Ø 6 mm	52	PS1-E316

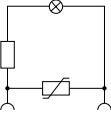
Solenoids 15 mm - 8 mm pin spacing - 1,2 W / 1,6 VA (220VAC 2,4VA)

Manual override type

Voltage	Weight (g)	Without	Non locking flush	Locking flush
		Order code	Order code	Order code
12 VDC	38	P2E-KS32B0	P2E-KS32B1	P2E-KS32B2
24 VDC	38	P2E-KS32C0	P2E-KS32C1	P2E-KS32C2
48 VDC	38	P2E-KS32D0	P2E-KS32D1	P2E-KS32D2
24 VAC 50 Hz	38	P2E-KS31C0	P2E-KS31C1	P2E-KS31C2
48 VAC 50/60 Hz	38	P2E-KS34D0	P2E-KS34D1	P2E-KS34D2
115 VAC 50 Hz	38	P2E-KS31F0	P2E-KS31F1	P2E-KS31F2
220 VAC 50 Hz	38	P2E-KS31J0	P2E-KS31J1	P2E-KS31J2

Suppressor and LED indicators

For 8 mm solenoid pin spacing - For mounting between the solenoid valve and the cable plug

Symbol	Description	Pneumatic connection	Weight (g)	Order code
	LED indicator	24 VAC/DC	3	P8V-CR26C
		115 VAC 50 Hz - 120 VAC 60 Hz	3	P8V-CR24F
		230 VAC 50 Hz - 240 VAC 60 Hz	3	P8V-CR24J

Maintenance avertissement - Solenoid pin spacing







The electro-pneumatic interface modules have been re-designed to accept both 8 mm and 9,4 mm solenoid pin spacing. If you are purchasing a solenoid or a suppressor & LED indicator for maintenance on an electro-pneumatic interface module purchased before June 2004, above solenoid P2E-KS3xxx and P8V-CRxxx (8 mm pin spacing) will not be compatible. Please, contact your Parker customer service.

Modular Interface Valve - PS1

Electro-pneumatic modules

Modules including 24 VDC solenoid valve (using P2E-KS32C1 solenoid)



Visual indication of pneumatic output status : Closed = Red Open = Yellow

Symbol	Description	Manual override	Pneumatic connection	Weight (g)	Order code
	3/2 normally closed (NC)	Spring return	Push-in Ø 4 mm	90	PS1-E21102B
	3/2 normally open (NO)	Spring return	Push-in Ø 4 mm	90	PS1-E22102B
	4/2 single solenoid / spring return	Spring return	Push-in Ø 4 mm	160	PS1-E28102B
	4/2 double solenoid	-	Push-in Ø 4 mm	200	PS1-E29102B

Accessories : Pressure switch

With Ø4 push in connection (pneumatic input)

With electrical terminals 1,5 mm² (electric output)

Type	Symbol	Electrical characteristics	Pneumatic characteristics	Override	Weight (g)	Order code
		Pressure switch 1 CO contact 5 A/250 V	Fixed operating threshold < 1,3 bar	Manual override	50	PS1-P1081
			Adjustable operating threshold 2 to 5 bar	Manual override	50	PS1-P1091

Technical characteristics : Pressure switch

- Effective detection for preventing hazardous risks linked with equipments operating at to low pressure
- Manual override
- Easy clip on DIN rail mounting
- Fixed or adjustable threshold versions
- Recessed Electrical Terminals

Electrical durability

	24 VAC	48 VAC	115 VAC	24 VDC	48 VDC	115 VDC
1 million	25 VA	56 VA	115 VA	24 W	37 W	50 W
2 million	-	-	-	14 W	25 W	40 W
5 million	10 VA	14 VA	19 VA	-	-	-

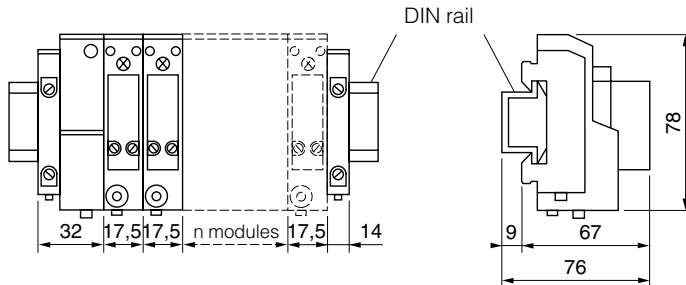
Working pressure	Max 10 bar
Working temperature	-15 °C to +60 °C
Minimum actuating pressure, non adjustable	≤1,3 bar
Minimum actuating pressure, adjustable	2 to 5 bar
Operating frequency	Max 10 Hz
Nominal isolation voltage	660 V AC or DC
Nominal thermal current	10 A
Operating voltage	250 V
Pending current	5 A
Protection level	IP 40
According Power switches (inductive lead)	

Modular Interface Valve - PS1

Dimensions, PS1 valve Series

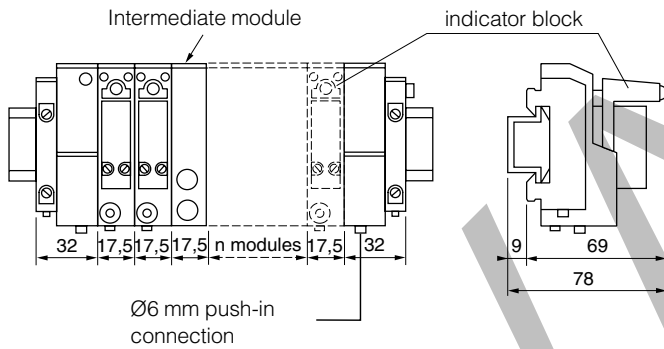
Electropneumatic interface modules 3/2 NC or NO

3/2 modules equipped with solenoid
 Head and tail set for single air supply connection



Total length (mm)
 $L = 46 + (n \times 17,5)$
 n = number of modules

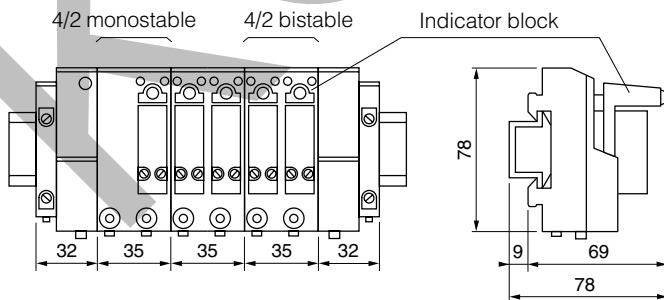
3/2 modules equipped with solenoid, suppressor and LED indicator
 Head and tail set for double air supply connection



Total length (mm)
 $L = 64 + (n \times 17,5)$
 n = number of modules

Electropneumatic interface modules 4/2 single or double solenoid

4/2 modules equipped with solenoid, suppressor and LED indicator
 Head and tail set for double air supply connection



Total length (mm)
 $L = 64 + (n \times 35)$
 n = number of modules

Parker Worldwide

Europe, Middle East, Africa

AE – United Arab Emirates,
Dubai

Tel: +971 4 8127100
parker.me@parker.com

AT – Austria, Wiener Neustadt

Tel: +43 (0)2622 23501-0
parker.austria@parker.com

AT – Eastern Europe, Wiener
Neustadt

Tel: +43 (0)2622 23501 900
parker.easteurope@parker.com

AZ – Azerbaijan, Baku

Tel: +994 50 2233 458
parker.azerbaijan@parker.com

BE/LU – Belgium, Nivelles

Tel: +32 (0)67 280 900
parker.belgium@parker.com

BY – Belarus, Minsk

Tel: +375 17 209 9399
parker.belarus@parker.com

CH – Switzerland, Etoy

Tel: +41 (0)21 821 87 00
parker.switzerland@parker.com

CZ – Czech Republic, Klecany

Tel: +420 284 083 111
parker.czechrepublic@parker.com

DE – Germany, Kaarst

Tel: +49 (0)2131 4016 0
parker.germany@parker.com

DK – Denmark, Ballerup

Tel: +45 43 56 04 00
parker.denmark@parker.com

ES – Spain, Madrid

Tel: +34 902 330 001
parker.spain@parker.com

FI – Finland, Vantaa

Tel: +358 (0)20 753 2500
parker.finland@parker.com

FR – France, Contamine s/Arve

Tel: +33 (0)4 50 25 80 25
parker.france@parker.com

GR – Greece, Athens

Tel: +30 210 933 6450
parker.greece@parker.com

HU – Hungary, Budapest

Tel: +36 23 885 475
parker.hungary@parker.com

IE – Ireland, Dublin

Tel: +353 (0)1 466 6370
parker.ireland@parker.com

IT – Italy, Corsico (MI)

Tel: +39 02 45 19 21
parker.italy@parker.com

KZ – Kazakhstan, Almaty

Tel: +7 7272 505 800
parker.easteurope@parker.com

NL – The Netherlands, Oldenzaal

Tel: +31 (0)541 585 000
parker.nl@parker.com

NO – Norway, Asker

Tel: +47 66 75 34 00
parker.norway@parker.com

PL – Poland, Warsaw

Tel: +48 (0)22 573 24 00
parker.poland@parker.com

PT – Portugal, Leca da Palmeira

Tel: +351 22 999 7360
parker.portugal@parker.com

RO – Romania, Bucharest

Tel: +40 21 252 1382
parker.romania@parker.com

RU – Russia, Moscow

Tel: +7 495 645-2156
parker.russia@parker.com

SE – Sweden, Spånga

Tel: +46 (0)8 59 79 50 00
parker.sweden@parker.com

SK – Slovakia, Banská Bystrica

Tel: +421 484 162 252
parker.slovakia@parker.com

SL – Slovenia, Novo Mesto

Tel: +386 7 337 6650
parker.slovenia@parker.com

TR – Turkey, Istanbul

Tel: +90 216 4997081
parker.turkey@parker.com

UA – Ukraine, Kiev

Tel: +380 44 494 2731
parker.ukraine@parker.com

UK – United Kingdom, Warwick

Tel: +44 (0)1926 317 878
parker.uk@parker.com

ZA – South Africa, Kempton Park

Tel: +27 (0)11 961 0700
parker.southafrica@parker.com

North America

CA – Canada, Milton, Ontario

Tel: +1 905 693 3000

US – USA, Cleveland

Tel: +1 216 896 3000

Asia Pacific

AU – Australia, Castle Hill

Tel: +61 (0)2-9634 7777

CN – China, Shanghai

Tel: +86 21 2899 5000

HK – Hong Kong

Tel: +852 2428 8008

IN – India, Mumbai

Tel: +91 22 6513 7081-85

JP – Japan, Tokyo

Tel: +81 (0)3 6408 3901

KR – South Korea, Seoul

Tel: +82 2 559 0400

MY – Malaysia, Shah Alam

Tel: +60 3 7849 0800

NZ – New Zealand, Mt Wellington

Tel: +64 9 574 1744

SG – Singapore

Tel: +65 6887 6300

TH – Thailand, Bangkok

Tel: +662 186 7000-99

TW – Taiwan, Taipei

Tel: +886 2 2298 8987

South America

AR – Argentina, Buenos Aires

Tel: +54 3327 44 4129

BR – Brazil, Sao Jose dos Campos

Tel: +55 800 727 5374

CL – Chile, Santiago

Tel: +56 2 623 1216

MX – Mexico, Apodaca

Tel: +52 81 8156 6000

European Product Information Centre

Free phone: 00 800 27 27 5374

(from AT, BE, CH, CZ, DE, DK, EE, ES, FI,
FR, IE, IL, IS, IT, LU, MT, NL, NO, PL, PT, RU,
SE, SK, UK, ZA)

Parker Hannifin Ltd.

Tachbrook Park Drive

Tachbrook Park,

Warwick, CV34 6TU

United Kingdom

Tel.: +44 (0) 1926 317 878

Fax: +44 (0) 1926 317 855

parker.uk@parker.com

www.parker.com

