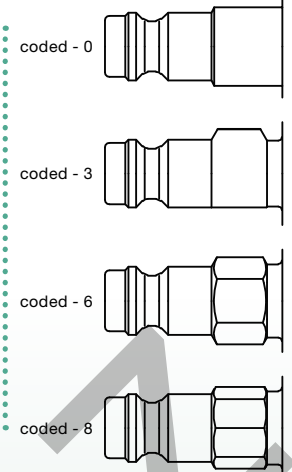




Coded industrial coupling system developed on the basis of series 21 with above-average flow rate for liquid and gaseous media. Coupling system with single-hand operation. The mechanical coding of the coupling and plug offers a guarantee for avoiding mix-ups between media when coupling, which is complemented by the color coding of the anodised sleeves.

- Available on request:
  - Double shut-off version



**KA** Single Shut-Off

**Working Pressure\*:**  
up to 12 bar

**Material:**

- Coupling: Brass or nickel plated brass
- Plug: Nickel plated brass
- Seals: NBR

**Working Temperature:**  
-20°C up to +100°C (NBR)

**Flow Rate Air:**  
550 l/min.  
inlet pressure 6 bar, pressure drop 0.5 bar

**Flow Rate Water:**  
7 l/min.  
pressure drop 0.5 bar

**KB** Double Shut-Off

**Working Pressure\*:**  
up to 35 bar

**Material:**

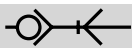
- Coupling: Brass
- Plug: Brass
- Seals: NBR

**Working Temperature:**  
-20°C up to +100°C (NBR)

**Flow Rate Air:**  
310 l/min.  
inlet pressure 6 bar, pressure drop 0.5 bar

**Flow Rate Water:**  
2.7 l/min.  
pressure drop 0.5 bar

\* maximum static working pressure with design factor 4 to 1.



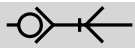
## Single Shut-Off



Nickel-plated brass

Connection A	HEX	L	L1	L2	D	G	Part Number				
							0	3	6	8	
 <b>21KAAW</b> Coupler with valve, Male Thread	G1/8	14	47	7	16		21KAAW10MPN0	21KAAW10MPN3	21KAAW10MPN6	21KAAW10MPN8	
	G1/4	17	47	9	16		21KAAW13MPN0	21KAAW13MPN3	21KAAW13MPN6	21KAAW13MPN8	
 <b>21KAIW</b> Coupler with valve, Female Thread	G1/8	14	47	7	16		21KAIW10MPN0	21KAIW10MPN3	21KAIW10MPN6	21KAIW10MPN8	
	G1/4	17	47	9	16		21KAIW13MPN0	21KAIW13MPN3	21KAIW13MPN6	21KAIW13MPN8	
 <b>21KATF</b> Coupler with valve, Hose Barb	4	14	69	17	16		21KATF04MPN0	21KATF04MPN3	21KATF04MPN6	21KATF04MPN8	
	6	14	69	17	16		21KATF06MPN0	21KATF06MPN3	21KATF06MPN6	21KATF06MPN8	
 <b>21KAKO</b> Coupler with valve, with Plastic Hose Connection	4 x 6	14	51	7	6	16	M10x1	21KAKO06MPN0	21KAKO06MPN3	21KAKO06MPN6	21KAKO06MPN8
	6 x 8	14	51	7	6	16	M10x1	21KAKO08MPN0	21KAKO08MPN3	21KAKO08MPN6	21KAKO08MPN8

# Series 21 - Coded Systems

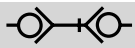


## Single Shut-Off



Nickel-plated brass

Connection A	HEX	L	L1	L2	D	G					
							0	3	6	8	
							Part Number	Part Number	Part Number	Part Number	
 <b>21SAW</b> Plug without valve, Male Thread	G1/8	17	39.5	7			21SAW10MXN0	21SAW10MXN3	21SAW10MXN6	21SAW10MXN8	
	G1/4	17	41.5	9			21SAW13MXN0	21SAW13MXN3	21SAW13MXN6	21SAW13MXN8	
 <b>21SFIW</b> Plug without valve, Female Thread	G1/8	17	38.5	7			21SFIW10MXN0	21SFIW10MXN3	21SFIW10MXN6	21SFIW10MXN8	
	G1/4	17	39	9			21SFIW13MXN0	21SFIW13MXN3	21SFIW13MXN6	21SFIW13MXN8	
 <b>21SFTF</b> Plug without valve, Hose Barb	4		47	17		15	21SFTF04MXN0	21SFTF04MXN3	21SFTF04MXN6	21SFTF04MXN8	
	6		47	17		15	21SFTF06MXN0	21SFTF06MXN3	21SFTF06MXN6	21SFTF06MXN8	
 <b>21SFKO</b> Plug without valve, with Plastic Hose Connection	4 x 6		43	7	6	15	M10x1	21SFKO06MXN0	21SFKO06MXN3	21SFKO06MXN6	21SFKO06MXN8
	6 x 8		43.5	7	6	15	M12x1	21SFKO08MXN0	21SFKO08MXN3	21SFKO08MXN6	21SFKO08MXN8



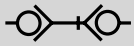
## Double Shut-off



Nickel-plated brass

Connection A	HEX	L	L1	L2	D	G					
							0	3	6	8	
							Part Number	Part Number	Part Number	Part Number	
 <b>21KBAW</b> Coupler with valve, Male Thread	G1/8	14	47	7		16	21KBAW10MPN0	21KBAW10MPN3	21KBAW10MPN6	21KBAW10MPN8	
	G1/4	17	47	9		16	21KBAW13MPN0	21KBAW13MPN3	21KBAW13MPN6	21KBAW13MPN8	
 <b>21KBIW</b> Coupler with valve, Female Thread	G1/8	14	47	7		16	21KBIW10MPN0	21KBIW10MPN3	21KBIW10MPN6	21KBIW10MPN8	
	G1/4	17	47	9		16	21KBIW13MPN0	21KBIW13MPN3	21KBIW13MPN6	21KBIW13MPN8	
 <b>21KBTF</b> Coupler with valve, Hose Barb	4	14	69	17		16	21KBTF04MPN0	21KBTF04MPN3	21KBTF04MPN6	21KBTF04MPN8	
	6	14	69	17		16	21KBTF06MPN0	21KBTF06MPN3	21KBTF06MPN6	21KBTF06MPN8	
 <b>21KBKO</b> Coupler with valve, with Plastic Hose Connection	4 x 6	14	51	7	6	16	M10x1	21KBKO06MPN0	21KBKO06MPN3	21KBKO06MPN6	21KBKO06MPN8
	6 x 8	14	51	7	6	16	M10x1	21KBKO08MPN0	21KBKO08MPN3	21KBKO08MPN6	21KBKO08MPN8

# Series 21 - Coded Systems



## Double Shut-off

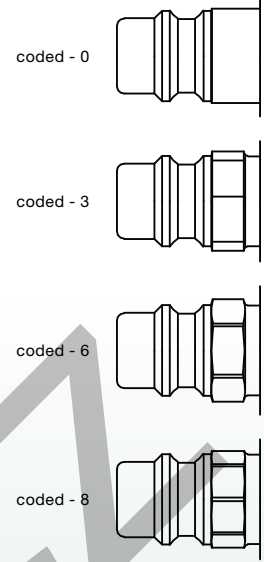


Nickel-plated brass

Connection A	HEX	L	L1	L2	D	G				
							0	3	6	8
							Part Number	Part Number	Part Number	Part Number
 <b>21SBAW</b> Plug with valve, Male Thread	G1/8	14	48	7			21SBAW10MPN0	21SBAW10MPN3	21SBAW10MPN6	21SBAW10MPN8
	G1/4	17	50	9			21SBAW13MPN0	21SBAW13MPN3	21SBAW13MPN6	21SBAW13MPN8
 <b>21SBIW</b> Plug with valve, Female Thread	G1/8	14	48	7			21SBIW10MPN0	21SBIW10MPN3	21SBIW10MPN6	21SBIW10MPN8
	G1/4	17	50	9			21SBIW13MPN0	21SBIW13MPN3	21SBIW13MPN6	21SBIW13MPN8
 <b>21SBTF</b> Plug with valve, Hose Barb	4	14	58	17			21SBTF04MPN0	21SBTF04MPN3	21SBTF04MPN6	21SBTF04MPN8
	6	14	58	17			21SBTF06MPN0	21SBTF06MPN3	21SBTF06MPN6	21SBTF06MPN8
 <b>21SBKO</b> Plug with valve, with Plastic Hose Connection	4 x 6	14	54	7	6	M10x1	21SBKO06MPN0	21SBKO06MPN3	21SBKO06MPN6	21SBKO06MPN8
	6 x 8	14	54	7	6	M12x1	21SBKO08MPN0	21SBKO08MPN3	21SBKO08MPN6	21SBKO08MPN8



Coded industrial coupling system developed on the basis of series 25. Coupling system with single-hand operation. High Flow valve for optimum flow and low pressure drop. The mechanical coding of the coupling and plug offers a guarantee for avoiding mix-ups between media when coupling, which is complemented by the color coding of the anodised sleeves. Double shut-off and straightthrough couplings are available upon request. Cannot be interconnected with the Rectus standard 25 series.



**KA** Single Shut-Off

**Working Pressure\*:**  
up to 12 bar

**Material:**

- **Coupling:** Brass or nickel plated brass
- **Plug:** Nickel plated brass
- **Seals:** NBR

**Working Temperature:**  
-20°C up to +100°C (NBR)

**Flow Rate Air:**  
1.800 l/min.  
inlet pressure 6 bar, pressure drop 0.5 bar

**Flow Rate Water:**  
28 l/min.  
pressure drop 0.5 bar

**KB** Double Shut-Off

**Working Pressure\*:**  
up to 35 bar

**Material:**

- **Coupling:** Nickel plated brass / steel
- **Plug:** Nickel plated brass
- **Seals:** NBR

**Working Temperature:**  
-20°C up to +100°C (NBR)

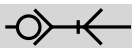
**Flow Rate Air:**  
710 l/min.  
inlet pressure 6 bar, pressure drop 0.5 bar

**Flow Rate Water:**  
7.1 l/min.  
pressure drop 0.5 bar

\* maximum static working pressure with design factor 4 to 1.

KONV

# Series 25 - Coded Systems

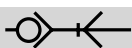


## Single Shut-Off



Nickel-plated brass

Connection A	HEX	L	L1	L2	D	G				
							0	3	6	8
							Part Number	Part Number	Part Number	Part Number
 <b>25KAAW</b> Coupler with valve, Male Thread	G1/4	19	60	9		23	25KAAW13BPN0	25KAAW13BPN3	25KAAW13BPN6	25KAAW13BPN8
	G3/8	19	58	9		23	25KAAW17BPN0	25KAAW17BPN3	25KAAW17BPN6	25KAAW17BPN8
	G1/2	22	61	12		23	25KAAW21BPN0	25KAAW21BPN3	25KAAW21BPN6	25KAAW21BPN8
 <b>25KAIW</b> Coupler with valve, Female Thread	G1/4	19	56	10		23	25KAIW13BPN0	25KAIW13BPN3	25KAIW13BPN6	25KAIW13BPN8
	G3/8	19	55	9		23	25KAIW17BPN0	25KAIW17BPN3	25KAIW17BPN6	25KAIW17BPN8
	G1/2	24	58	12		23	25KAIW21BPN0	25KAIW21BPN3	25KAIW21BPN6	25KAIW21BPN8
 <b>25KATF</b> Coupler with valve, Hose Barb	6	19	74	25		23	25KATF06BPN0	25KATF06BPN3	25KATF06BPN6	25KATF06BPN8
	9	19	74	25		23	25KATF09BPN0	25KATF09BPN3	25KATF09BPN6	25KATF09BPN8
	13	19	74	25		23	25KATF13BPN0	25KATF13BPN3	25KATF13BPN6	25KATF13BPN8



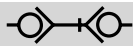
## Single Shut-Off



Nickel-plated brass

Connection A	HEX	L	L1	L2	D	G				
							0	3	6	8
							Part Number	Part Number	Part Number	Part Number
 <b>26SFAW</b> Plug without valve, Male Thread	G1/4	17	36.5	9			26SFAW13MXN0	26SFAW13MXN3	26SFAW13MXN6	26SFAW13MXN8
	G3/8	19	36.5	9			26SFAW17MXN0	26SFAW17MXN3	26SFAW17MXN6	26SFAW17MXN8
 <b>26SFIW</b> Plug without valve, Female Thread	G1/4	17	36.5	10			26SFIW13MXN0	26SFIW13MXN3	26SFIW13MXN6	26SFIW13MXN8
	G3/8	19	36.5	10			26SFIW17MXN0	26SFIW17MXN3	26SFIW17MXN6	26SFIW17MXN8
 <b>26SFTF</b> Plug without valve, Hose Barb	6		50.5	25		15	26SFTF06MXN0	26SFTF06MXN3	26SFTF06MXN6	26SFTF06MXN8
	9		50.5	25		15	26SFTF09MXN0	26SFTF09MXN3	26SFTF09MXN6	26SFTF09MXN8

# Series 25 - Coded Systems

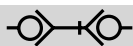


## Double Shut-off



Nickel-plated brass

Connection A	HEX	L	L1	L2	D	G				
							0	3	6	8
							Part Number	Part Number	Part Number	Part Number
 <b>25KBAW</b> Coupler with valve, Male Thread	G1/4	19	60	9		23	25KBAW13BPNO	25KBAW13BPN3	25KBAW13BPN6	25KBAW13BPN8
	G3/8	19	58	9		23	25KBAW17BPNO	25KBAW17BPN3	25KBAW17BPN6	25KBAW17BPN8
	G1/2	22	61	12		23	25KBAW21BPNO	25KBAW21BPN3	25KBAW21BPN6	25KBAW21BPN8
 <b>25KBIW</b> Coupler with valve, Female Thread	G1/4	19	56	10		23	25KBIW13BPNO	25KBIW13BPN3	25KBIW13BPN6	25KBIW13BPN8
	G3/8	19	55	9		23	25KBIW17BPNO	25KBIW17BPN3	25KBIW17BPN6	25KBIW17BPN8
	G1/2	24	58	12		23	25KBIW21BPNO	25KBIW21BPN3	25KBIW21BPN6	25KBIW21BPN8
 <b>25KBTF</b> Coupler with valve, Hose Barb	6	19	74	25		23	25KBTF06BPNO	25KBTF06BPN3	25KBTF06BPN6	25KBTF06BPN8
	9	19	74	25		23	25KBTF09BPNO	25KBTF09BPN3	25KBTF09BPN6	25KBTF09BPN8
	13	19	74	25		23	25KBTF13BPNO	25KBTF13BPN3	25KBTF13BPN6	25KBTF13BPN8



## Double Shut-off



Nickel-plated brass

Connection A	HEX	L	L1	L2	D	G				
							0	3	6	8
							Part Number	Part Number	Part Number	Part Number
 <b>25SBAW</b> Plug with valve, Male Thread	G1/4	22	44.5	9			25SBAW13MPNO	25SBAW13MPN3	25SBAW13MPN6	25SBAW13MPN8
	G3/8	22	44.5	9			25SBAW17MPNO	25SBAW17MPN3	25SBAW17MPN6	25SBAW17MPN8
 <b>25SBIW</b> Plug with valve, Female Thread	G1/4	22	44.5	10			25SBIW13MPNO	25SBIW13MPN3	25SBIW13MPN6	25SBIW13MPN8
	G3/8	22	44.5	9			25SBIW17MPNO	25SBIW17MPN3	25SBIW17MPN6	25SBIW17MPN8
 <b>25SBTF</b> Plug with valve, Hose Barb	6	21	61.5	25			25SBTF06MPNO	25SBTF06MPN3	25SBTF06MPN6	25SBTF06MPN8
	9	21	61.5	25			25SBTF09MPNO	25SBTF09MPN3	25SBTF09MPN6	25SBTF09MPN8