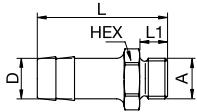
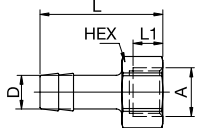
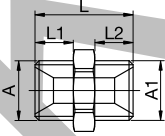


Components


Hose Tail Barb

	Connection A	Connection A1	Hex mm	L mm	L1 mm	L2 mm	D mm	D1 mm	D2 mm	Part Number
 <p>Male Thread</p>	M 8 x 0,75		11	33,5	7		9			GT08/09
	M 10 x 1		14	33,5	7		9			GT10/09S_02
	G 1/8		14	33	7		9			GT10/09
	G 1/4		17	35	9		9			GT13/09
	M 12 x 1,5		15	40	9		13			GT12/13S_01
	G 1/4		17	42	9		13			GT13/13
	M 14 x 1,5		17	43	10		13			GT14/13
	M 16 x 1,5		17	40	9		13			GT16/13
	G 3/8		19	42	9		13			GT17/13
	M 24 x 1,5		27	60	16		19			GT24/19
	G 1/2		24	54	12		19			GT21/19
	G 3/4		32	60	16		19			GT26/19
 <p>Female Thread</p>	G 1/8		12	31	6		9			GI10/09
	G 1/4		17	33	8		9			GI13/09
	M 14 x 1,5		17	36	10		9			GI14/09
	G 1/4		17	39	8		13			GI13/13
	M 16 x 1,5		19	43	10,5		13			GI16/13
	G 3/8		19	40	8		13			GI17/13

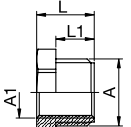
Male x Male Nipple

	Connection A	Connection A1	Hex mm	L mm	L1 mm	L2 mm	D mm	D1 mm	D2 mm	Part Number
 <p>Male Thread Rectuloc-sealed, knurled Thread</p>	M 14 x 1,5	M 14 x 1,5	17	23	9	9				DN14/14S
	M 14 x 1,5	G 1/4	17	23	9	9				DN13/14S
	G 1/4	G 1/4	17	23	9	9				DN13/13S_09
	M 16 x 1,5	M 16 x 1,5	19	23	9	9				DN16/16S
	M 16 x 1,5	G 3/8	19	23	9	9				DN16/17S
	G 3/8	G 3/8	19	23	9	9				DN17/17S_06
	G 1/2	M 14 x 1,5	22	27	12	9				DN14/21S
	G 1/2	M 16 x 1,5	22	27	12	9				DN16/21S
	G 1/2	G 1/2	22	30	12	12				DN21/21S_08
	M 24 x 1,5	G 1/2	27	36	16	12				DN21/24S
	G 3/4	G 3/4	27	40	16	16				DN26/26S_03
	G 3/4	M 24 x 1,5	27	40	16	16				DN24/26S

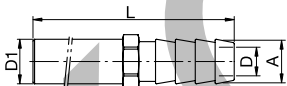
Male x Male Nipple, tapered

	Connection A	Connection A1	Hex mm	L mm	L1 mm	L2 mm	d mm	D1 mm	D2 mm	Part Number
 <p>Male Thread</p>	R 1/8			50			6			DN10K/50SZ
	R 1/8			100			6			DN10K/100SZ
	R 1/8			150			6			DN10K/150SZ
	R 1/8			200			6			DN10K/200SZ
	R 1/4			50			9			DN13K/50SZ
	R 1/4			100			9			DN13K/100SZ
	R 1/4			150			9			DN13K/150SZ
	R 1/4			200			9			DN13K/200SZ
	R 3/8			100			12			DN17K/100SZ
	R 3/8			150			12			DN17K/150SZ
	R 3/8			200			12			DN17K/200SZ

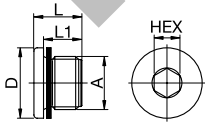
Reducing Bush

	Connection A	Connection A1	Hex mm	L mm	L1 mm	L2 mm	D mm	D1 mm	D2 mm	Part Number
 <p>Male Thread Rectuloc-sealed, knurled Thread</p>	G 1/4	G1/8	17	11	7					RK10/13S_07
	M 14 x 1,5	M 10 x 1	17	11	7					RKM10/M14S
	G 3/8	G 1/4	19	13	9					RK13/17S_09
	M 18 x 1,5	M 14 x 1,5	22	14	9					RKM14/M18S
	G 1/2	G 3/8	24	18	12					RK17/21S_08
	G 3/4	G 1/2	27	24	16					RK21/26S_08
	M 24 x 1,5	M 16 x 1,5	27	24	16					RKM16/M24S

Extension Plug

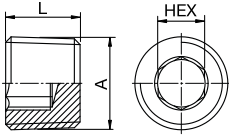
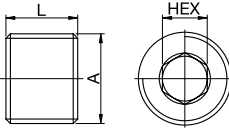
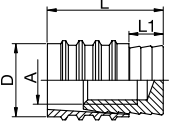
	Connection A	Connection A1	Hex mm	L mm	L1 mm	L2 mm	D mm	D1 mm	D2 mm	Part Number
 <p>Hose Barb</p>	10 mm		11	120			6	10		VT09XX12MXX
	10 mm		11	240			8	10		VT09XX24MXX
	13 mm		15	150			9	14		VT13XX15MXX
	13 mm		15	300			9	14		VT13XX30MXX

Blanking Plugs with Internal Hexagon

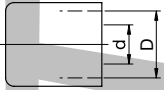
	Connection A	Connection A1	Hex mm	L mm	L1 mm	L2 mm	D mm	D1 mm	D2 mm	Part Number
 <p>Male Thread with Copper-Washer</p>	M 10 x 1		5	11	8		14			VZ10MS
	G 1/8		5	11	8		14			VZ10NS
	M 12 x 1,5		6	15	12		17			VZ12MS
	G 1/4		6	15	12		18			VZ13NS
	M 14 x 1,5		6	15	12		19			VZ14MS
	G 3/8		8	15	12		22			VZ17NS_01
	G 1/2		10	18	14		26			VZ21NS

⚠ Please consider our security advices on the pages 8/9 ⚠

Blanking Plug

	Connection A	Connection A1	Hex mm	L mm	L1 mm	L2 mm	D mm	D1 mm	D2 mm	Part Number
 <p>Male Thread tapered, with Socket Pipe</p>	M 8 x 0,75		4	8						VK08S
	M 10 x 1		5	8						VK10S
	R 1/8		5	8						VK10N*
	M 12 x 1,5		6	8						VK12S
	R 1/4		7	10						VK13N*
	M 14 x 1,5		7	10						VK14S
	R 3/8		8	10						VK17N*
	R 1/2		10	10						VK21N*
*nickel plated										
 <p>Male Thread cylindrical</p>	M 8 x 0,75		4	8						VZ08MS
	M 10 x 1		5	8						VZ10MS_01
	G 1/8		5	8						VZ10NS_01
	M 12 x 1,5		6	8						VZ12MS_01
	G 1/4		7	10						VZ13NS_01
	M 14 x 1,5		7	10						VZ14MS_01
	G 3/8		8	10						VZ17NS_02
	G 1/2		10	10						VZ21NS_01
	M 3			11,5	3,5		6			VSS6/M3
	M 4			11,5	3,5		8			VSS8/M4
	M 6			14	4		10			VSS10/M6
	M 6			14	4		12			VSS12/M6
	M 8			16	4		16			VSS16/M8

Ferrules

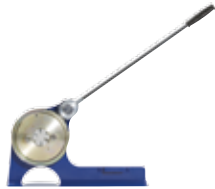
	Connection A	Connection A1	d mm	L mm	L1 mm	L2 mm	D mm	D1 mm	D2 mm	Part Number
			11,5				15			QH1510
			11,5				17			QH1610
			13,7				18,5			QH1810
			14,2				19			QH1913
			14,5				20,5			QH2013
			15				21,7			QH2213
			17,5				23,5			QH2313
			22				28,5			QH2919

Hose Clips



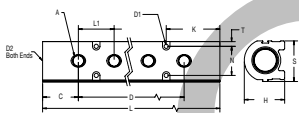
Spread mm	Height mm	Hex mm	L mm	L1 mm	L2 mm	D mm	D1 mm	D2 mm	Part Number
8-12	8								KA0814
10-16	9								KA1016
12-22	9								KA1222
16-27	9								KA1627
23-35	10								KA2335
30-45	10								KA3045
32-50	13								KA3250

Crimper



Connection A	Connection A1	Hex mm	L mm	L1 mm	L2 mm	D mm	D1 mm	D2 mm	Part Number
						10-36			PM10-36

Manifold Aluminium



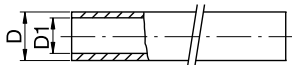
Supplied without Couplings

Ports	A	D2	S mm	H mm	D1 mm	L1 mm	C mm	N mm	T mm	K mm	D mm	L mm	Farbe	Part Number
4	G 1/4	G 3/4	43,2	43	4,5	38,1	38,1	31	5	57,2	114,3	190,5	blue	VL26/13AB4
4	G 1/4	G 3/4	43,2	43	4,5	38,1	38,1	31	5	57,2	114,3	190,5	red	VL26/13AR4
6	G 1/4	G 3/4	43,2	43	4,5	38,1	38,1	31	5	57,2	190,5	266,7	blue	VL26/13AB6
6	G 1/4	G 3/4	43,2	43	4,5	38,1	38,1	31	5	57,2	190,5	266,7	red	VL26/13AR6
8	G 1/4	G 3/4	43,2	43	4,5	38,1	38,1	31	5	57,2	266,7	342,9	blue	VL26/13AB8
8	G 1/4	G 3/4	43,2	43	4,5	38,1	38,1	31	5	57,2	266,7	342,9	red	VL26/13AR8
4	G 3/8	G 1	55,9	54,1	7,1	50,8	38,1	40,6	6,9	63,5	152,4	228,6	blue	VL33/17AB4
4	G 3/8	G 1	55,9	54,1	7,1	50,8	38,1	40,6	6,9	63,5	152,4	228,6	red	VL33/17AR4
6	G 3/8	G 1	55,9	54,1	7,1	50,8	38,1	40,6	6,9	63,5	254,0	330,2	blue	VL33/17AB6
6	G 3/8	G 1	55,9	54,1	7,1	50,8	38,1	40,6	6,9	63,5	254,0	330,2	red	VL33/17AR6
8	G 3/8	G 1	55,9	54,1	7,1	50,8	38,1	40,6	6,9	63,5	355,6	431,8	blue	VL33/17AB8
8	G 3/8	G 1	55,9	54,1	7,1	50,8	38,1	40,6	6,9	63,5	355,6	431,8	red	VL33/17AR8

Hoses

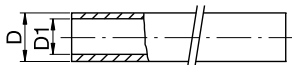
EPDM-Hoses

Medium	max. Working Pressure	Temperature Range	D mm	D1 mm	Working Length m	Reference Ferrule	Color	Part Number
Water	20 bar	up to +140°C	16,5	9,5	50	QH1610	blue	MHE1050B
Water	20 bar	up to +140°C	16,5	9,5	50	QH1610	red	MHE1050R
Water	20 bar	up to +140°C	16,5	9,5	50	QH1610	black	MHE1050S
Water	20 bar	up to +140°C	21,5	12,7	50	QH2313	blue	MHE1350B
Water	20 bar	up to +140°C	21,5	12,7	50	QH2313	red	MHE1350R
Water	20 bar	up to +140°C	21,5	12,7	50	QH2313	black	MHE1350S
Water	20 bar	up to +140°C	27	19	30	QH2919	blue	MHE1930B
Water	20 bar	up to +140°C	27	19	30	QH2919	red	MHE1930R
Water	20 bar	up to +140°C	27	19	30	QH2919	black	MHE1930S



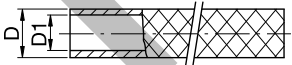
PKR-Hoses

Medium	max. Working Pressure	Temperature Range	D mm	D1 mm	Working Length m	Reference Ferrule	Color	Part Number
Oil	28 bar	up to +135°C	15,9	9,5	50	QH1610	black	MHN1050S
Oil	28 bar	up to +135°C	19,8	12,7	50	QH2213	black	MHN1350S

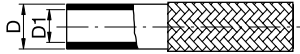


PVC-Hoses

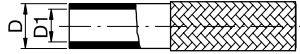
Medium	max. Working Pressure	Temperature Range	D mm	D1 mm	Working Length m	Reference Ferrule	Color	Part Number
Water	15 bar	up to +60°C	16	10	30	QH1610	transparent	MHP1030T
Water	15 bar	up to +60°C	16	10	30	QH1610	blue	MHP1030B
Water	15 bar	up to +60°C	16	10	30	QH1610	red	MHP1030R
Water	15 bar	up to +60°C	19	13	30	QH1913	transparent	MHP1330T
Water	15 bar	up to +60°C	19	13	30	QH1913	blue	MHP1330B
Water	15 bar	up to +60°C	19	13	30	QH1913	red	MHP1330R
Water	15 bar	up to +60°C	27	19	50	QH2919	transparent	MHP1930T



Silicone-Hoses

	Medium	max. Working Pressure	Temperature Range	D mm	D1 mm	Working Length m	Reference Ferrule	Color	Part Number
	Water	25 bar	up to +170°C	14	9,5	25	QH1510	silver	MHS1025
	Water	25 bar	up to +170°C	14	9,5	25	QH1510	blue	MHS1025B
	Water	25 bar	up to +170°C	14	9,5	25	QH1510	red	MHS1025R
	Water	25 bar	up to +170°C	17,5	13	25	QH1913	silver	MHS1325
	Water	25 bar	up to +170°C	17,5	13	25	QH1913	blue	MHS1325B
	Water	25 bar	up to +170°C	17,5	13	25	QH1913	red	MHS1325R

FKM-Hoses

	Medium	max. Working Pressure	Temperature Range	D mm	D1 mm	Working Length m	Reference Ferrule	Color	Part Number
	Oil / Water	15 bar	up to +130°C	23	16	25	QH1510	silver	MHF1025
	Oil / Water	15 bar	up to +130°C	26	19	25	QH1913	silver	MHF1325