

LF 6100 Push-In Fittings



Dedicated to lubrication and vacuum systems, this technology secures the connection and sealing performance at high pressures.

Ø metric:
4 to 10 mm

Technical Characteristics

- **Compatible Fluids:** Lubricants, compressed air, vacuum, other fluids and compatible gases
- **Working Pressure:** Vacuum to 60 bar
- **Working Temperature:** -40°C to +120°C

Max./Min. Tightening Torques (daN.m)	Thread	M6 x1	M8 x1	M8 x1.25	M10 x1	M12 x1	M14 x1.5	R 1/8	R 1/4
	Taper	0.2/0.6	0.2/1.2	0.2/1	0.2/1.2	0.2/2	0.5/1.5	0.2/1.0	0.5/1.5
	Parallel	-	0.6/1	-	0.6/1	1.8/2.2	-	-	-

Reliable performance is dependent upon the type of fluid conveyed, component materials and tubing being used.

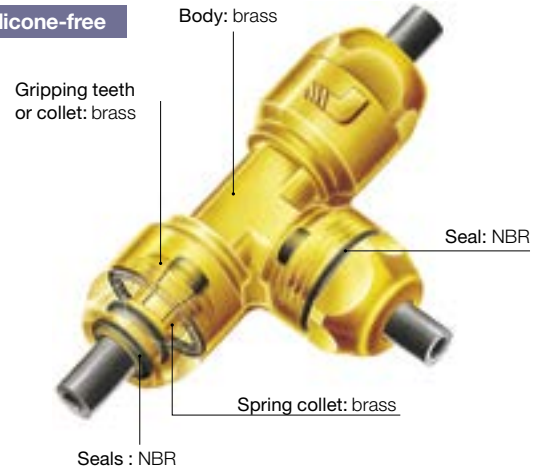
Use is guaranteed with a vacuum of 755 mm Hg (99% vacuum).

Advantages

- Sealing guaranteed by 3 seals
- Tube cannot be disconnected without the use of a spanner
- Up to 60 bar, with rigid polymer or grooved metal tubing

Component Materials

Silicone-free

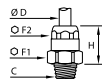


Regulations

- PED
- RoHS
- REACH

6105 Stud Fitting, Male BSPT and Taper Metric Thread

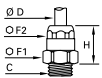
Brass, NBR



ØD	C		F1	F2	H	Kg
4	M6x1	6105 04 52	13	11	16.5	0.013
	M8x1	6105 04 56	13	11	14.5	0.012
	M8x1.25	6105 04 57	13	11	14.5	0.012
	M10x1	6105 04 60	13	11	14.5	0.015
	R1/8	6105 04 10	13	11	14.5	0.014
	R1/4	6105 04 13	14	11	12.5	0.018
6	M10x1	6105 06 60	17	14	16.5	0.024
	R1/8	6105 06 10	17	14	17.5	0.026
8	R1/4	6105 06 13	17	14	16.5	0.029
	M12x1	6105 08 65	19	21	24	0.041
10	M14x1.5	6105 10 71	22	24	26	0.005

6101 Stud Fitting, Male Parallel and Metric Thread

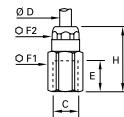
Brass, NBR



ØD	C		F1	F2	H	Kg
4	M10x1	6101 04 60	13	11	14	0.014
	M10x1	6101 06 60	17	14	17.5	0.026
6	M12x1	6101 06 65	17	14	16.5	0.025

6114 Stud Fitting, Female Metric Parallel Thread

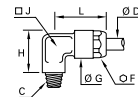
Brass, NBR



ØD	C		E	F1	F2	H	Kg
4	M8x1	6114 04 56	8	13	11	25.5	0.021
6	M8x1	6114 06 56	8	17	14	28.5	0.043

6179 Stud Elbow, Male BSPT and Taper Metric Thread

Brass, NBR

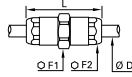


ØD	C		F	G	H	J	L	Kg
4	M6x1	6179 04 52	11	12.5	14.5	8	20	0.017
	M8x1	6179 04 56	11	12.5	14.5	8	20	0.018
	M8x1.25	6179 04 57	11	12.5	15	8	20	0.017
	M10x1	6179 04 60	11	12.5	15.5	8	20	0.019
	R1/8	6179 04 10	11	12.5	15	8	20	0.019
	R1/4	6179 04 13	11	12.5	17	10	20	0.030
6	M10x1	6179 06 60	14	16	18	10	25.5	0.033
	M12x1	6179 06 65	14	16	18	10	25.5	0.032
8	R1/8	6179 06 10	14	16	18	10	25.5	0.035
	R1/4	6179 06 13	14	16	19	10	25.5	0.036
8	M12x1	6179 08 65	17	19	17.5	12	30	0.054

LF 6100 Push-In Fittings

6106 Tube-to-Tube Connector

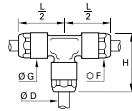
Brass, NBR



ØD		F1	F2	L	Kg
4	6106 04 00	13	11	34	0.025
6	6106 06 00	17	14	39	0.044
8	6106 08 00	19	17	46	0.069

6104 Equal Tee

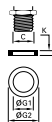
Brass, NBR



ØD		F	G	H	L/2	Kg
4	6104 04 00	11	12.5	26.5	20	0.034
6	6104 06 00	14	16	36	25.5	0.081
8	6104 08 00	17	19	39	30	0.111

0138 Copper Washer

Copper



C		G1	G2	K	Kg
M6	0138 06 00	6.2	9.9	1	0.033
M8	0138 08 00	8.2	11.4	1	0.001
G1/8	0138 10 00	10.2	13.4	1	0.001
M12	0138 12 00	12.2	15.4	1.5	0.001
M14	0138 14 00	14.2	17.9	1.5	0.001
M16	0138 16 00	16.2	19.9	1.5	0.001
M18	0138 18 00	18.2	21.9	1.5	0.001
M20	0138 20 00	20.2	23.9	1.5	0.001
M22	0138 22 00	22.2	26.9	1.5	0.002
M24	0138 24 00	24.3	28.9	2	0.003
M26	0138 26 00	26.3	30.9	2	0.003
M30	0138 30 00	30.3	37.9	2	0.004
M36	0138 36 00	36.3	41.9	2	0.005
G1/4	0138 13 00	13.2	17.9	1.5	0.001
G3/8	0138 17 00	17.2	20.9	1.5	0.001
G1/2	0138 21 00	21.1	25.9	1.5	0.002
G3/4	0138 27 00	27.3	31.9	2	0.003
G1	0138 33 00	33.3	38.9	2	0.005
G1 1/4	0138 42 00	42.3	48.9	2	0.007
G2	0138 60 00	60.5	67.8	2.5	0.014

DIN 7603
ISO 65061