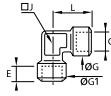


Brass Adaptors

0143 Equal Threaded Elbow, Female BSPP Thread

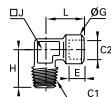
Brass



C	E	G	J	L	Kg
G1/8 0143 10 10	7.5	16.5	12	22.5	0.043
G1/4 0143 13 13	11	18.5	15	26.5	0.056
G3/8 0143 17 17	11.5	23.5	19	31.5	0.102
G1/2 0143 21 21	15	28	23	34.5	0.150
G3/4 0143 27 27	16.5	34	27	43.5	0.248

0144 Equal Stud Elbow, Male BSPT/Female BSPP Thread

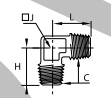
Brass



C1	C2	E	G	H	J	L	Kg	
R1/8	G1/8	0144 10 10	7.5	16.5	23	12	22.5	0.036
R1/4	G1/4	0144 13 13	11	18.5	26	15	26.5	0.056
R3/8	G3/8	0144 17 17	11.5	23.5	30	19	31.5	0.086
R1/2	G1/2	0144 21 21	15	28	35	23	34.5	0.139
R3/4	G3/4	0144 27 27	16.5	34	40	27	43.5	0.227

0152 Equal Elbow, Male BSPT Thread

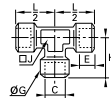
Brass



C	H	J	L	Kg
R1/8 0152 10 10	19.5	10	19.5	0.018
R1/4 0152 13 13	25	15	25	0.047
R3/8 0152 17 17	26.5	15	26.5	0.054
R1/2 0152 21 21	31.5	19	31.5	0.089
R3/4 0152 27 27	35.5	23	35.5	0.153

0145 Equal Tee, Female BSPP Thread

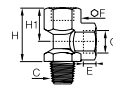
Brass



C	E	G	H	J	L/2	Kg
G1/8 0145 10 10	7.5	16.5	22.5	12	22.5	0.057
G1/4 0145 13 13	11	18.5	26.5	15	26.5	0.078
G3/8 0145 17 17	11.5	23.5	31	19	31	0.126
G1/2 0145 21 21	15	28	38	23	38	0.244
G3/4 0145 27 27	16.5	34	47.5	27	47.5	0.370

MR0434 Stud Run Tee, Female BSPP/Male BSPT Thread

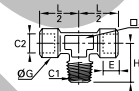
Brass



C	C1	E	F	H	H1	Kg	
R1/8	G1/8	1/8MR0434B	8	14	32	15	0.029
R1/4	G1/4	1/4MR0434B	10	17	40	18	0.050
R1/2	G1/2	1/2MR0434B	14	30	63	31	0.254

0158 Stud Branch Tee, Male BSPT/Female BSPP Thread

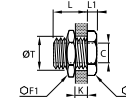
Brass



C1	C2	E	G	H	J	L/2	Kg	
R1/8	G1/8	0158 10 10	7.5	16.5	21.5	12	21.5	0.048
R1/4	G1/4	0158 13 13	11	18.5	26	15	26	0.072
R3/8	G3/8	0158 17 17	11.5	23.5	30	19	30	0.120
R1/2	G1/2	0158 21 21	15	28	36	23	36	0.205
R3/4	G3/4	0158 27 27	16.5	34	44	27	44	0.310

0117 Equal Bulkhead Coupling, Female BSPP and Metric Thread

Brass

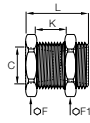


C	F	F1	K max	L	L1	ØT	ØF1	Kg
M5x0.8 0117 00 19	14	14	7	10.5	3.5	10.5	0.012	
G1/8 0117 00 10	19	22	9	14	4	16.5	0.032	
G1/4 0117 00 13	24	24	15	21	4	20.5	0.056	
G3/8 0117 00 17	30	32	14	21	5	26.5	0.096	
G1/2 0117 00 21	32	36	20	27	6	28.5	0.115	
G3/4 0117 00 27	41	41	22.5	30	6	34.5	0.161	
G1 0117 00 34	46	50	24.5	34	8	42.5	0.269	
G1 1/4 0117 00 42	55	55	29.5	39	8	49.5	0.295	
G1 1/2 0117 00 49	60	60	29.5	39	8	54.5	0.303	

Delivered with not assembled nuts

207ACBH Bulkhead Union, Female NPTF Thread

Brass



C		F	F1	K	L	Kg
NPTF1/8	207ACBH-2	78	1516	20	38	0.072
NPTF1/4	207ACBH-4	1	1.2	18	38	0.099
NPTF3/8	207ACBH-6	1.2	1.1	13	34	0.127
NPTF1/2	207ACBH-8	1.1	1.4	16	38	0.155

*F and F1 in Inch dimensions

0155 Equal Connector, Female BSPP Thread

Brass



C	C1	F	L	Kg
G1/8	0155 10 10	14	17	0.014
G1/4	G1/8 0155 10 13	17	18	0.022
G1/4	0155 13 13	17	24	0.025
G3/8	0155 17 17	22	25	0.045
G1/2	0155 21 21	27	32	0.084
G3/4	0155 27 27	32	35	0.108
G1	0155 34 34	41	36	0.194

207P Equal Adaptor, Female NPTF Thread

Brass

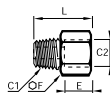


C		F	L	Kg
NPTF1/8	207P-2	916	19	0.015
NPTF1/4	207P-4	34	28	0.041
NPTF3/8	207P-6	78	28	0.049
NPTF1/2	207P-8	1.1	38	0.089

*F in Inch dimensions

0164 Adaptor, Male NPT/Female BSPP Thread

Brass

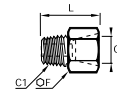


C1	C2	E	F	L	Kg
NPT1/8	G1/8 0164 11 10	7.5	14	20	0.015
NPT1/4	G1/4 0164 14 13	11	17	27.5	0.028
NPT3/8	G3/8 0164 18 17	11.5	22	28.5	0.044
NPT1/2	G1/2 0164 22 21	15	27	36.5	0.081
NPT3/4	G3/4 0164 28 27	16.5	32	38.5	0.110

Adaptor for female socket of quick-acting mould couplers

0167 Adaptor, Male BSPT/Female NPT Thread

Brass

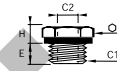


C1	C2		F	L	Kg
R1/8	NPT1/8	0167 10 11	14	21	0.016
R1/4	NPT1/4	0167 13 14	17	28.5	0.029
R3/8	NPT3/8	0167 17 18	22	29.5	0.047
R1/2	NPT1/2	0167 21 22	27	37.5	0.088
R3/4	NPT3/4	0167 27 28	32	39.5	0.119

Adaptor for female socket of quick-acting mould couplers

0168 Reducer, Male BSPP/Female BSPP and Metric Thread

Brass, technical polymer



C1	C2		E	F	H	Kg
G1/8	M5x0.8	0168 10 19	7	14	6	0.009
G1/4	M5x0.8	0168 13 19	7	17	7	0.017
G1/4	G1/8	0168 13 10	7	17	7	0.011
G3/8	G1/8	0168 17 10	9	19	6	0.019
G3/8	G1/4	0168 17 13	9	19	6	0.012
G1/2	G1/8	0168 21 10	11	24	10	0.052
G1/2	G1/4	0168 21 13	11	24	10	0.042
G1/2	G3/8	0168 21 17	11	24	10	0.030
G3/4	G1/4	0168 27 13	11	32	12	0.098
G3/4	G3/8	0168 27 17	11	32	12	0.084
G3/4	G1/2	0168 27 21	11	32	12	0.063

With fitted captive seal

0163 Unequal Reducer, Male BSPT/Female BSPP Thread

Brass



C1	C2		F	L	Kg
R1/4	G1/8	0163 13 10	14	16	0.009
R3/8	G1/8	0163 17 10	17	16.5	0.020
R3/8	G1/4	0163 17 13	17	16.5	0.012
R1/2	G1/8	0163 21 10	22	21	0.048
R1/2	G1/4	0163 21 13	22	21	0.038
R1/2	G3/8	0163 21 17	22	21	0.025
R3/4	G1/4	0163 27 13	27	24	0.085
R3/4	G3/8	0163 27 17	27	24	0.069
R3/4	G1/2	0163 27 21	27	24	0.046
R1	G3/4	0163 34 27	36	27	0.085

Brass Adaptors

209P Reducer, Male/Female NPTF Thread

Brass

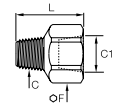


C	C1		F	L	Kg
NPTF1/4	NPTF1/8	209P-4-2	916	19	0.012
NPTF3/8	NPTF1/8	209P-6-2	1116	18	0.024
NPTF3/8	NPTF1/4	209P-6-4	1116	19	0.179
NPTF1/2	NPTF1/8	209P-8-2	78	25	0.059
NPTF1/2	NPTF1/4	209P-8-4	78	26	0.048
NPTF1/2	NPTF3/8	209P-8-6	78	26	0.033
NPTF3/4	NPTF1/4	209P-12-4	1.2	25	0.093
NPTF3/4	NPTF3/8	209P-12-6	1.2	26	0.080
NPTF3/4	NPTF1/2	209P-12-8	1.2	26	0.057

*F in Inch dimensions

222P Reducer, Female/Male NPTF Thread

Brass



C	C1		F	L	Kg
NPTF1/8	NPTF1/4	222P-4-2	34	27	0.031
NPTF1/4	NPTF3/8	222P-6-4	78	32	0.046
NPTF3/8	NPTF1/2	222P-8-6	1116	37	0.082

*F in Inch dimensions

0169 Increaser, Male/Female BSPP Thread

Brass, technical polymer

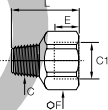


C1	C2		E1	E2	F	L	Kg
G1/8	G1/4	0169 10 13	5	11	17	16	0.019
G1/8	G3/8	0169 10 17	5	14	22	19.5	0.038
G1/4	G3/8	0169 13 17	7	14	22	19.5	0.041
G1/4	G1/2	0169 13 21	7	14.5	27	20.5	0.060
G3/8	G1/2	0169 17 21	8	14.5	27	20.5	0.062
G3/8	G3/4	0169 17 27	8	15.5	32	22	0.082
G1/2	G3/4	0169 21 27	9.5	15.5	32	22.5	0.087

With fitted captive seal

FG43 Increaser, Female BSPP/Male BSPT Thread

Brass



C	C1		E	F	L	Kg
R1/8	G1/4	1/4X1/8FG43B	11	17	21.5	0.019
R1/8	G3/8	3/8X1/8FG43B	12	22	25	0.035
R1/4	G3/8	3/8X1/4FG43B	12	22	28	0.040
R1/2	G3/4	3/4X1/2FG43B	16	32	39	0.107

0121 Equal/Unequal Straight Male Adaptor, Male BSPT Thread

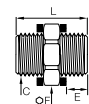
Brass



C1	C2		F	L	Kg
R1/8	R1/8	0121 10 10	11	19	0.009
R1/4	R1/8	0121 13 10	14	23.5	0.017
R1/4	R1/4	0121 13 13	14	27	0.020
R3/8	R1/8	0121 17 10	17	24	0.021
R3/8	R1/4	0121 17 13	17	27.5	0.026
R3/8	R3/8	0121 17 17	17	28	0.026
R1/2	R1/8	0121 21 10	22	28.5	0.041
R1/2	R1/4	0121 21 13	22	32	0.045
R1/2	R3/8	0121 21 17	22	32.5	0.045
R1/2	R1/2	0121 21 21	22	36	0.052
R3/4	R1/4	0121 27 13	27	35	0.078
R3/4	R3/8	0121 27 17	27	35.5	0.077
R3/4	R1/2	0121 27 21	27	39	0.084
R3/4	R3/4	0121 27 27	27	40	0.090
R1	R3/8	0121 34 17	36	38.5	0.127
R1	R1/2	0121 34 21	36	42	0.135
R1	R3/4	0121 34 27	36	43	0.144
R1	R1	0121 34 34	36	46	0.152
R1 1/4	R1/2	0121 42 21	46	46.5	0.219
R1 1/4	R3/4	0121 42 27	46	47.5	0.229
R1 1/4	R1	0121 42 34	46	50.5	0.234
R1 1/4	R1 1/4	0121 42 42	46	53	0.230

FF44 Equal Adaptor, Male BSPP Thread

Brass



C		E	F	L	Kg
G1/8	1/8FF44B	6	14	19	0.018
G1/4	1/4FF44B	7	17	22	0.022
G3/8	3/8FF44B	8	22	24	0.040
G1/2	1/2FF44B	10	27	31	0.077

These parts are supplied with two copper seals.

0121 Equal Adaptor, Male NPT/BSPT Thread

Brass



C1	C2		F	L	Kg
NPT1/8	R1/8	0121 11 10	11	19	0.009
NPT1/4	R1/4	0121 14 13	14	27	0.021
NPT3/8	R3/8	0121 18 17	17	28	0.026
NPT1/2	R1/2	0121 22 21	22	36	0.052
NPT3/4	R3/4	0121 28 27	27	40	0.089

216P Equal Adaptor, Male NPTF Thread

Brass

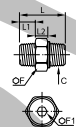


C		F	L	Kg
NPTF1/8	216P-2	716	25	0.011
NPTF1/4	216P-4	916	35	0.025
NPTF3/8	216P-6	1116	36	0.035
NPTF1/2	216P-8	78	46	0.065

*F in Inch dimensions

0929 Equal 3-Piece Adaptor, Male BSPT Thread without seal

Brass



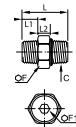
C		F	F1	L	L1	L2	Kg
R1/8	0929 00 10	15	5	27	9	8.5	0.017
R1/4	0929 00 13	19	6	33.5	11.5	9.5	0.035
R3/8	0929 00 17	22	8	36.5	13	10	0.055
R1/2	0929 00 21	27	12	45	15.5	12	0.088

This connection accessory makes assembly much easier thanks to its 3-piece design. To join 2 threaded components, simply push together and tighten the sleeve nut, thus reducing installation time.

Maximum working pressure: 50 bar.
Working temperature: -10° to +80°C.

0929..1 Equal 3-Piece Adaptor, Male BSPT Thread with seal

Brass, NBR



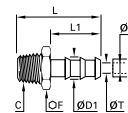
C		F	F1	L	L1	L2	Kg
R1/8	0929 01 10	15	5	27	7.5	8.5	0.017
R1/4	0929 01 13	19	6	33.5	11	9.5	0.035
R3/8	0929 01 17	22	8	36.5	11.5	10	0.055
R1/2	0929 01 21	27	12	45	14	12	0.088
R3/4	0929 01 27	36	14	52.5	16.5	17	0.199
R1	0929 01 34	46	19	63.5	19	20	0.369

This connection accessory makes assembly much easier thanks to its 3-piece design. To join 2 threaded components, simply push together and tighten the sleeve nut, thus reducing installation time.

Maximum working pressure: 50 bar.
Working temperature: -10° to +80°C. Supplied with seal

0123 Tailpiece Adaptor for Rubber Hose, Male BSPT Thread

Brass

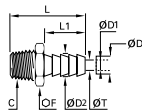



ØD	ØD1	C		F	L	L1	ØT	Kg
4	6	R1/8	0123 04 10	10	34	22.5	3.3	0.008
6	8	R1/8	0123 06 10	10	34	22.5	5	0.009
	9	R1/8	0123 07 10	10	34	22.5	5	0.009
7	9	R1/4	0123 07 13	14	38.5	22.5	6	0.018
	9	R3/8	0123 07 17	17	39	22.5	6	0.024
	12.2	R1/8	0123 10 10	13	34	22.5	5	0.014
10	12.2	R1/4	0123 10 13	14	38.5	22.5	7	0.020
	12.2	R3/8	0123 10 17	17	39	22.5	9.5	0.023
12	14	R3/8	0123 12 17	17	46	29.5	11	0.026
	15	R1/4	0123 13 13	17	45.5	29.5	7	0.027
13	15	R3/8	0123 13 17	17	46	29.5	11	0.026
	15	R1/2	0123 13 21	22	50.5	29.5	12	0.045
	18.5	R3/8	0123 16 17	19	54.5	38	11	0.039
16	18.5	R1/2	0123 16 21	22	59	38	14	0.053
	18.5	R3/4	0123 16 27	27	62	38	15	0.084
	21.5	R3/8	0123 19 17	22	54.5	38	11	0.047
19	21.5	R1/2	0123 19 21	22	59	38	14	0.057
	21.5	R3/4	0123 19 27	27	62	38	18	0.083
	26.7	R3/4	0123 25 27	27	62	38	18	0.078
25	27	R1	0123 25 34	36	65	38	24	0.124
32	34.5	R1	0123 32 34	36	70	43	24	0.144

Brass Adaptors

0136 Tailpiece Adaptor for Flexible Tubing, Male BSPT Thread

Brass



ØD	ØD1	ØD2	C		F	L	L1	ØT	Kg
6	4	4.3	R1/8	0136 06 10	10	26.5	15	2	0.006
	4	4.3	R1/4	0136 06 13	14	31	15	2	0.015
	4	4.3	R3/8	0136 06 17	17	31.5	15	2	0.020
8	6	6.4	R1/8	0136 08 10	10	26.5	15	4	0.007
	6	6.4	R1/4	0136 08 13	14	31	15	4	0.015
	6	6.4	R3/8	0136 08 17	17	31.5	15	4	0.020
10	8	8.4	R1/4	0136 10 13	14	31	15	6	0.016
	8	8.4	R3/8	0136 10 17	17	31.5	15	6	0.020
	8	8.4	R1/2	0136 10 21	22	36	15	6	0.039
12	10	10.7	R1/4	0136 12 13	14	36	20	7	0.018
	10	10.7	R3/8	0136 12 17	17	36.5	20	8	0.022
	10	10.7	R1/2	0136 12 21	22	41	20	8	0.040
14	12	12.7	R1/4	0136 14 13	14	36	20	7	0.019
	12	12.7	R3/8	0136 14 17	17	36.5	20	10	0.023
	12	12.7	R1/2	0136 14 21	22	41	20	10	0.041
16	12	12.7	R3/4	0136 14 27	27	44	20	10	0.072
	13	13.7	R3/8	0136 16 17	17	36.5	20	11	0.023
	13	13.7	R1/2	0136 16 21	22	41	20	11	0.040
	13	13.7	R3/4	0136 16 27	27	44	20	11	0.071