


ISOMAX - ISO 15407-1 - Sizes 02 & 01

Pneumatic remote pilot or 15 mm DIN C solenoid valve operated

Order chart



**For Electro-Pneumatic pilot valve only
Solenoid valve operator definition**

DX 01 - 6 21 - 95 1 M S

Connector	
Blank	Without any
C	Standard connector No cable
S	Connector with LED and protection - No cable
S3	Connector with LED and protection - 3 m cable
S5	Connector with LED and protection - 5 m cable

Size	
02	Size 02 : 18 mm
01	Size 01 : 26 mm

Pilot	
4	Pneumatic
6	Electro-Pneumatic

Valve function	
Internal pilot supply / Capture exhaust 12	
06	5/2 double solenoid
56	5/2 double solenoid, 14 prioritised
21	5/2 single solenoid, spring return
51	5/2 single solenoid, differential return
11	5/3 double solenoid vented centre
16	5/3 double solenoid closed centre
External pilot 14 supply / Capture exhaust 12	
05	5/2 double solenoid
59	5/2 double solenoid, 14 prioritised
23	5/2 single solenoid, spring return
54	5/2 single solenoid, differential return
09	5/3 double solenoid vented centre
19	5/3 double solenoid closed centre

Voltage	
L	12 Vdc
M	24 Vdc
N	48 Vdc
C	24 Vac - 50 Hz
D	48 Vac - 50/60 Hz
J	110 Vac - 50/60 Hz
A	230 VAC - 50/60 Hz

Manual override	
0	Without any
1	Flush non locking
2	Flush non locking (extended 15 mm)
3	Flush locking
5	Flush locking (extended 15 mm)

Operator	
For pneumatic pilot valve	
60	Remote pneumatic pilot operated
For electro-pneumatic pilot valve	
60	Without 15 mm solenoid valve operator*
95	15 mm solenoid valve operator - DIN 43650 Form C

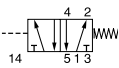
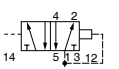
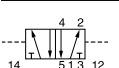
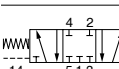

Shaded part numbers constituted with shaded voltage code are available from stock.
 Shaded part numbers constituted by unshaded voltage code are available on request but are subject to a minimum order quantity. Otherwise, select « Blank » as voltage code and order coil separately.

* 15 mm solenoid valve operator to be ordered separately

ISOMAX - ISO 15407-1 - Sizes 02 & 01

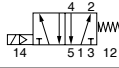
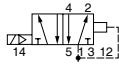
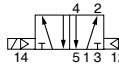
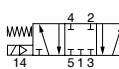
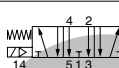
Pneumatic remote pilot operated

Without valve spool manual override

Symbol	Description	Size	Weight (g)	Order code
	5/2 Air pilot - Spring return	02 - 18 mm	90	DX02-421-60
		01 - 26mm	130	DX01-421-60
	5/2 Air pilot - Differential	02 - 18 mm	90	DX02-451-60
		01 - 26mm	130	DX01-451-60
	5/2 Double air pilot	02 - 18 mm	90	DX02-406-60
		01 - 26mm	130	DX01-406-60
	5/3 Closed Centre	02 - 18 mm	90	DX02-416-60
		01 - 26mm	130	DX01-416-60
	5/3 Vented Center	02 - 18 mm	90	DX02-411-60
		01 - 26mm	130	DX01-411-60

ISOMAX - ISO 15407-1 - Sizes 02 & 01

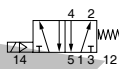
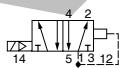
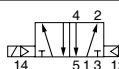
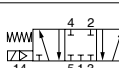

15 mm DIN C / 24 Vdc / 1,2 W solenoid valve operator

Symbol	Description	Size	Weight (g)	Order code
	5/2 Single solenoid - Spring return	02 - 18 mm	130	DX02-621-951M
		01 - 26mm	170	DX01-621-951M
	5/2 Single solenoid - Differential	02 - 18 mm	130	DX02-651-951M
		01 - 26mm	170	DX01-651-951M
	5/2 Double solenoid	02 - 18 mm	130	DX02-606-951M
		01 - 26mm	170	DX01-606-951M
	5/3 Closed Centre	02 - 18 mm	130	DX02-616-951M
		01 - 26mm	170	DX01-616-951M
	5/3 Vented Center	02 - 18 mm	160	DX02-611-951M
		01 - 26mm	170	DX01-611-951M

Solenoid connectors & cable plugs to be ordered separately. See solenoid section

ISOMAX - ISO 15407-1 - Sizes 02 & 01

Without 15 mm DIN C solenoid valve operator

Symbol	Description	Size	Weight (g)	Order code
	5/2 Single solenoid - Spring return	02 - 18 mm	130	DX02-621-60
		01 - 26mm	170	DX01-621-60
	5/2 Single solenoid - Differential	02 - 18 mm	130	DX02-651-60
		01 - 26mm	170	DX01-651-60
	5/2 Double solenoid	02 - 18 mm	130	DX02-606-60
		01 - 26mm	170	DX01-606-60
	5/3 Closed Centre	02 - 18 mm	130	DX02-616-60
		01 - 26mm	170	DX01-616-60
	5/3 Vented Center	02 - 18 mm	160	DX02-611-60
		01 - 26mm	170	DX01-611-60

15mm solenoid valve operator, solenoid connectors & cable plug to be ordered separately. See solenoid section