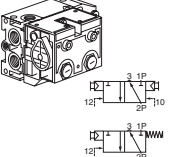


## Dump valves 3/2 - size 1/4"

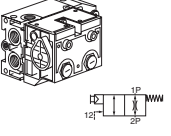
Pneumatically or electrically actuated with manual control

Symbol	Conne- tion	Actuator	Return	Signal pressure min, bar at 6 bar actua./return	Changeover time, ms at 6 bar actua./return	Weight Kg	Order code	
	1P	G1/4	Air/	Air/	1,6/1,6	25/25	0,695	<b>PVS-C332229</b>
	2P		Electric**	Electric**	1,6/1,6	40/40		
	3	G3/8						
	10	Push-in	Air/	Spring	4,7/1,4	50/30	0,680	<b>PVS-C331229</b>
	12	swivel Ø4 mm	Electric**		4,7/1,4	80/100		

## Soft start valves 2/2 - size 1/4"

Pneumatically or electrically actuated with manual control

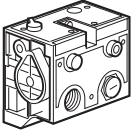

Supplied complete with interchangeable bypass nozzles Ø0,6 - 0,9 - 1,2 mm

Symbol	Conne- tion	Actuator	Return	Signal pressure min, bar at 6 bar actua./return	Changeover time, ms at 6 bar actua./return	Weight Kg	Order code	
	1P	G1/4	Air/	Spring	4,3/1,5	30/50	0,680	<b>PVP-C321229</b>
	2P		Electric**		4,3/1,5	40/50		
	10	Push-in						
	12	swivel Ø 4 mm						

\*\* For electrical operation, use PVA-F10 Series solenoid actuator



**Note!** The valve subbase has straight through air supply and exhaust galleries therefore any unused ports should be plugged using standard threaded blanking plugs

## Dump valves 3/2 - sizes 1/4" and 1/2"

Symbol	Size	Actuator	Return	Signal pressure min, bar at 6 bar actua./return	Changeover time, ms at 6 bar actua./return	Weight Kg	Order code
 	1/4"	Air/ Electric**	Air/ Electric**	1,6/1,6 1,6/1,6	25/25 40/40	0,295	<b>PVS-C3322</b>
	1/4"	Air/ Electric**	Spring	4,7/1,4 4,7/1,4	50/30 80/100	0,280	<b>PVS-C3312</b>
	1/2"	Air/ Electric**	Spring	4,7/1,4 4,7/1,4	50/30 80/100	1,000	<b>PVS-E2312</b>

Complete valve will be obsolete in June 2009

## Soft Start valves 2/2 - sizes 1/4" and 1/2"

Symbol	Size	Actuator	Return	Signal pressure min, bar at 6 bar actua./return	Changeover time, ms at 6 bar actua./return	Weight Kg	Order code
 	1/4"	Air/ Electric**	Spring	4,3/1,5 4,3/1,5	30/50 40/50	0,280	<b>PVP-C3212</b>
	1/2"	Air/ Electric**	Spring	4,7/1,4 4,7/1,4	50/30 80/100	1,000	<b>PVP-E2212</b>

Complete valve will be obsolete in June 2009

Complete valve will be obsolete in June 2009

\*\* For electrical operation, use PVA-F10 Series solenoid actuator

\*\*\* For electrical operation use mini Series solenoid actuator

## Subbases for 4/2 valves

Size	Weight Kg	Order code
G1/8	0.09	<b>PVU-B1428</b>
G1/4	0.5	<b>PVU-C3429</b>