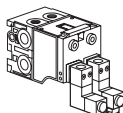

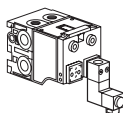


Directional control valves Everdure 4/2

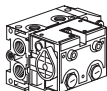


Size 1/8"

Pneumatically or electrically actuated with auxiliary manual control *

Symbol	Connec- tion	Actuator	Return	Signal pressure min, bar at 6 bar actua./return	Changeover time, ms at 6 bar actua./return	Weight Kg	Order code
	1P	G1/8	Air	Air	1,8/1,8	15/15	0,250 PVD-B142128
	4		Air	Spring	4,2/1,2	20/25	0,245 PVD-B141128
	14	Push-in	Electric**	Electric**	4,2/1,2	20/20	0,260 PVD-B142428
	12	swivel	22x30				
	px	Ø4 mm M5	Electric**	Spring	4,2/1,2	25/35	0,250 PVD-B141428
			Electric***	Electric	4,2/1,2	20/20	0,260 PVD-B142628
			Electric***	Spring	4,2/1,2	30/50	0,260 PVD-B141628

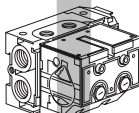


Size 1/4"

Pneumatically or electrically actuated with auxiliary manual control *

Symbol	Connec- tion	Actuator	Return	Signal pressure min, bar at 6 bar actua./return	Changeover time, ms at 6 bar actua./return	Weight Kg	Order code
	1P	G1/4	Air/	Air/	1,6/1,6	18/18	0,725 PVD-C342229
	2		Electric**	Electric**	1,6/1,6	24/24	
	4	Air/	Spring	4,3/1,5	30/50	0,710	PVD-C341229
	12	Push-in	Electric**	4,3/1,5	40/50		
	px	Ø4 mm M5					

Size 3/8" - 1/2"

Pneumatically or electrically actuated with auxiliary manual control *



Symbol	Connec- tion	Actuator	Return	Signal pressure min, bar at 6 bar actua./return	Changeover time, ms at 6 bar actua./return	Weight Kg	Order code	
	1P	G1/2	Air/	Air/	1,6/1,6	25/25	1,240 PVD-E242223	
	3		Electric**	Electric**	1,6/1,6	40/40		
	4	G3/8						
	2	Air/	Spring	4,7/1,4	50/50	1,210	PVD-E241223	
	px	Ø 4 mm M5	12	Push-in	Electric**	4,7/1,4	80/100	
			14	swivel				

Complete valve will be obsolete in June 2009



* Bistable valves incorporate spring return manual control.
 Monostable valves incorporate indexable manual control
 ** For electrical operation, use PVA-F10 Series solenoid actuator
 *** For electrical operation use 5 x 5 mm solenoid type P2E

Note! The valve subbase has straight through air supply and exhaust galleries therefore any unused ports should be plugged using standard threaded blanking plugs

Power valves 4/2, size 1/8"

Symbol	Actuator	Return	Signal pressure min, bar at 6 bar actua./return	Changeover time, ms at 6 bar actua./return	Weight Kg	Order code
	Air	Air	1,8/1,8	15/15	0,160	PVD-B1421
	Air	Spring	4,2/1,2	20/15	0,150	PVD-B1411
	Electric**	Electric**	4,2/1,2	20/20	0,170	PVD-B1424
	Electric**	Spring	4,2/1,2	25/35	0,160	PVD-B1414
	Electric***	Electric	4,2/1,2	20/20	0,170	PVD-B1426
	Electric***	Spring	4,2/1,2	30/50	0,160	PVD-B1416

Power valves 4/2, sizes 1/4" and 3/8"-1/2"

Symbol	Size	Actuator	Return	Signal pressure min, bar at 6 bar actua./return	Changeover time, ms at 6 bar actua./return	Weight Kg	Order code
	1/4"	Air/ Electric**	Air/ Electric**	1,6/1,6 1,6/1,6	18/18 24/24	0,295	PVD-C3422
	1/4"	Air/ Electric**	Spring	4,3/1,5 4,3/1,5	30/50 40/50	0,280	PVD-C3412
	1/2"	Air/ Electric**	Air/ Electric**	1,6/1,6 1,6/1,6	25/25 40/40	1,050	PVD-E2422
	1/2"	Air/ Electric**	Spring	4,7/1,4 4,7/1,4	50/30 50/100	1,000	PVD-E2412

** For electrical operation, use PVA-F10 Series solenoid actuator

*** For electrical operation use 15 x 15 mm solenoid