


Prestomatic Composite Push-In Fittings

C68UNPMK

Technical polymer, brass, NBR


ØD	C	
8x6	M12x1.5	C68UNPMK8M12
	M16x1.5	C68UNPMK8M16
	M22x1.5	C68UNPMK8M22
10x7.5	M12x1.5	C68UNPMK10M12BP
	M16x1.5	C68UNPMK10M16BP
	M22x1.5	C68UNPMK10M22BP
12x9	M12x1.5	C68UNPMK12M12
	M16x1.5	C68UNPMK12M16
	M22x1.5	C68UNPMK12M22BP
16x12	M22x1.5	C68UNPMK16M22

The body swivels for positioning purposes.



V68UNPMK

Technical polymer, brass, NBR

ØD	C	
12x9	M22x1.5	V68UNPMK12M22BP
16x12	M22x1.5	V68UNPMK16M22


The body swivels for positioning purposes.

Other configurations available on request.



CWEONPMK

Technical polymer, brass, NBR

ØD	DIN	C	
12x9	12L	M18x1.5	CWEONPMK12-12L

Port design ISO8434-1 for steel tube and hoses.

The body swivels for positioning purposes.


Other configurations available on request.



DIN

JNPMK


Technical polymer, NBR

ØD	
8x6	JNPMK8
10x7.5	JNPMK10BP
12x9	JNPMK12BP
16x12	JNPMK16



R68UNPMK

Technical polymer, brass, NBR

ØD	C	
8x6	M12x1.5	R68UNPMK8M12
	M16x1.5	R68UNPMK12M16
12x9	M22x1.5	R68UNPMK12M22
	M16x1.5	R68UNPMK16M16


The body swivels for positioning purposes.

Other configurations available on request.



S68UNPMK

Technical polymer, brass, NBR

ØD	C	
8x6	M12x1.5	S68UNPMK8M12
	M22x1.5	S68UNPMK8M22
12x9	M16x1.5	S68UNPMK12M16
	M22x1.5	S68UNPMK12M22
16x12	M22x1.5	S68UNPMK16M22


The body swivels for positioning purposes.

Other configurations available on request.



CS68UNPMK

Technical polymer, brass, NBR

ØD	ØD1	C	
8x6	12x9	M22x1.5	CS68K12-8M22
		M16x1.5	CS68K12-10M16
10x7.5	M22x1.5	CS68K12-10M22BP	

The body swivels for positioning purposes.

Other configurations available on request.



D

D1