

ISO 7241-1-A (1/2" only)	Steel	1/4", 3/8" 1/2", 3/4" 1"	max 20 Mpa	-40°C + 110°C	NBR	Manual	Ball or poppet	No	Ball locking mechanism	NPTF, BSPP

Main characteristics

- The 1/2" body size meets the requirements of ISO 7241-1 Series A
- Famous coupling widely held on the market

Applications

- Used for a wide range of forestry and agricultural equipment: tractors, agricultural machinery...
- Construction and mobile equipment
- In-plant machinery



Technical features

Zinc plated steel with a yellow chromate finish

Seal NBR (Nitrile)

Ball locking mechanism

Valving : ball or poppet (as per chart on page 42). The seal is crimped to prevent seal washout at high flow rates

Single acting sleeve. Connection and disconnection are possible by handling the sleeve

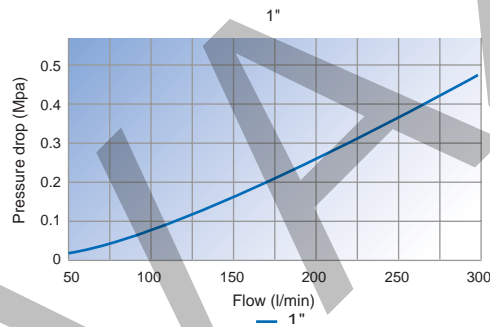
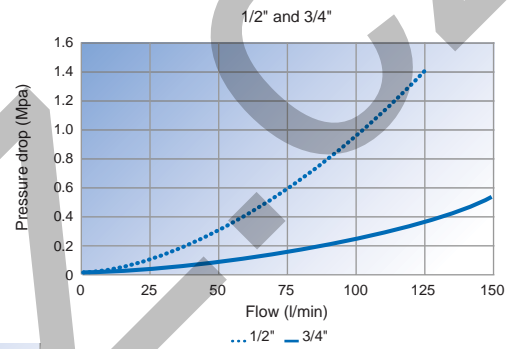
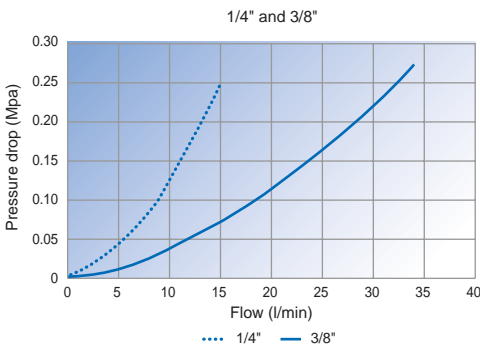
Zinc plated steel with a yellow chromate finish and a heat treatment to withstand high pressure surges and the brinelling effect of locking balls under pressure

Technical performance data

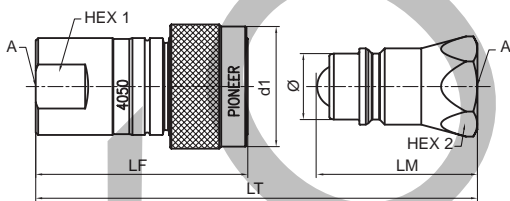
Body size inch	Temperature range	Max. operating pressure Mpa
1/4"	-40°C +110°C	20
3/8"	-40°C +110°C	20
1/2"	-40°C +110°C	20
3/4"	-40°C +110°C	20
1"	-40°C +110°C	20

Pressure drop

Tests with oil viscosity 43 cSt at 38°C.



Dimensions and part numbers



Body size inch	Thread A inch	d1 mm	Hex 1	LF mm	Hex 2	LM mm	LT connected mm	Ø mm	Valving Ball Poppet	Part number female body	Weight gr./piece	Part number male tip	Weight gr./piece
Female NPTF thread													
1/4"	1/4-18	27.0	7/8"	55.4	3/4"	35.3	73.4	14.2	●	4050-2P	110	4010-2P	35
3/8"	3/8-18	33.8	15/16"	58.7	15/16"	38.1	79.0	19.0	●	4050-3P	230	4010-3P	75
1/2"	3/4-14	38.6	1.1/8"	68.3	1.1/4"	54.4	100.8	20.5	●	4050-5	320	8010-5	115
3/4"	3/4-14	48.3	1.3/8"	88.9	1.5/16"	46.0	120.1	26.8	●	4150-5	455	4110-5	130
1"	1-11 1/2	52.8	1.5/8"	97.5	1.5/8"	70.9	135.3	31.3	●	4050-6P	860	4010-6P	280
Female BSPP thread													
1/4"	1/4	27.0	19 mm	49.2	19 mm	33.2	62.3	14.2	●	4050-27	125	4010-27	35
3/8"	3/8	34.0	24 mm	58.4	24 mm	40.2	75.2	19.0	●	4050-28	230	4010-28	75

Dust caps and plugs

Rubber



Rubber with steel chain



Plastic



Steel



Body size inch	Dust plug part number for female body	Dust cap part number for male tip
Rubber		
1/4"	5205-2M*	5209-2M*
3/8"	5205-3	5209-3
1/2"	5205-4M*	5209-4M*
3/4"	5205-5	5209-5
1"	5205-6	5209-6
Plastic		
1/2"	5015-4P**	5019-4P**
Steel		
1/2"	5005-4	5009-4

* Designates all-rubber dust caps and plugs

** Colour code – By ordering, add after the part number the letter corresponding to the colour you wish:

B = blue G = green R = red
O = orange Y = yellow

Example: yellow dust cap = 5019-4PY

Replacement seals

Body size inch	Part number NBR (Nitrile)
1/4"	JT020113N0552
3/8"	JT020116N0552
1/2"	JT020211N0552
3/4"	JT020215N0674
1"	JT020218N0552

