
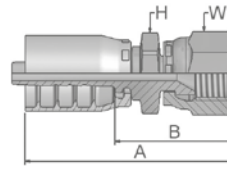


## FU Female BSP Parallel Pipe Swivel – Straight (30° Flare)

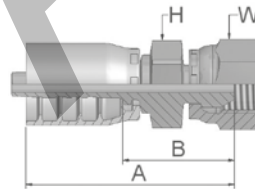
ISO 228-1 – JIS B8363 – GUI



Part Number		Hose I.D.				Thread	A	B	H	W
46 series	48 series	DN	Inch	Size	mm	BSP	mm	mm	mm	mm
1FU46-4-4	1FU48-4-4	6	1/4	-4	6.4	1/4x19	50	32	19	19
1FU46-6-6	1FU48-6-6	10	3/8	-6	9.5	3/8x19	58	35	24	22
1FU46-12-12	1FU48-12-12	19	3/4	-12	19.1	3/4x14	71	45	36	36
1FU46-16-16	1FU48-16-16	25	1	-16	25.4	1x11	76	46	41	41

## GU Female BSP Parallel Pipe Swivel – Straight (60° Cone)

ISO 228-1 – JIS B8363 – GUO



Part Number		Hose I.D.				Thread	A	B	H	W
46 series	48 series	DN	Inch	Size	mm	BSP	mm	mm	mm	mm
1GU46-4-4	1GU48-4-4	6	1/4	-4	6.4	1/4x19	55	33	19	19
1GU46-6-6	1GU48-6-6	10	3/8	-6	9.5	3/8x19	58	35	22	22
1GU46-8-8	1GU48-8-8	12	1/2	-8	12.7	1/2x14	55	32	27	27

Approved **fitting series** for hose types, depending on size: Also available in stainless steel. Details can be found in CAT 4400.1/UK

<b>46</b> or <b>48</b>	441   461LT   462   462TC   462ST   629PU   692PU Twin
<b>46</b>	463   492   492ST   492TC   692   692Twin   692TC   BCH1
<b>48</b>	301SN   304   387   387ST   387TC   421RH   421SN   426   421TC   436   441RH   462PU   462PU Twin   BCH2   HT2   ...
	471TC   477   477ST   477TC   477RH   487   487ST   487TC   493   787   787TC   787ST   797   797TC   797ST   811   881