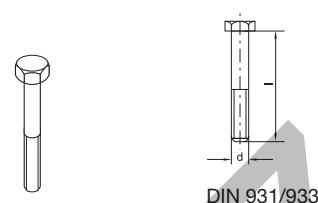
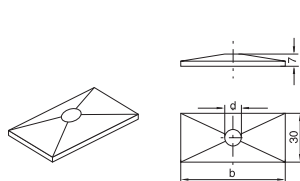
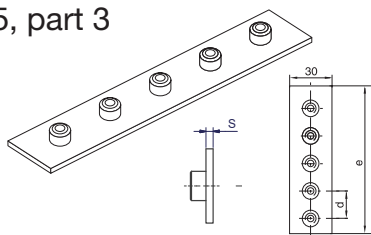


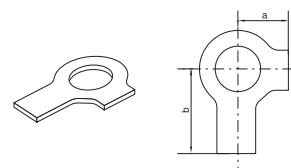
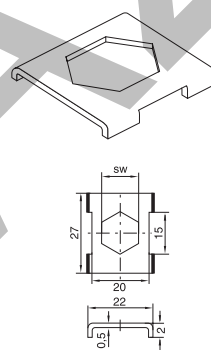
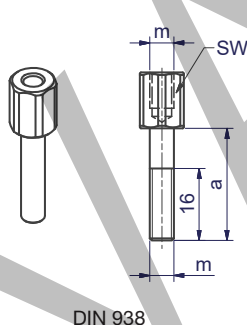
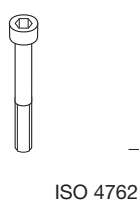
Tube clamps

Tube clamps series B (Twin-tube clamps) – Components

DIN 3015, part 3



clamp size	weld plate angled (5 clamps)			cover plate		hexagonal screws			
	APR B... Order code	dimensions: d e s		DP B... Order code	dimensions: b d		SS B... Order code	dimensions: d x L	
1	APRB1X APRB1VZX APRB4571X	40	196	3	DPB1...*	34	6.6	SSLA2/SSB1...*	M 06x35
2	APRB2X APRB2VZX APRB24571X	58	288	5	DPB2...*	51	8.6	SSB2...*	M 08x35
3	APRB3X APRB3VZX APRB34571X	72	358	5	DPB3...*	64	8.6	SSB3...*	M 08x45
4	APRB4X APRB4VZX APRB44571X	90	446	5	DPB4...*	78	8.6	SSB4...*	M 08x50
5	APRB5X APRBVZX APRB4571X	112	558	5	DPB5...*	102	8.6	SSB5...*	M 08x60



clamp size	socket head		stacking		locking plate ¹⁾		locking washer ²⁾	
	IS B... Order code	dimensions: d x L	AS B... Order code	dimensions: a m SW	SB B... Order code	dim.: SW	US... Order code	dimensions: a b
1	ISA4...* (ISB1...*)	M 06x35	ASA0...* (ASB1...*)	20 M6 11	SBB1...*	11	USA/USB1X ³⁾	9 18
2	ISB2...*	M 08x35	ASB2...*	22 M8 12	SBB2...*	12	USB2X USB271X	11 20
3	ISB3...*	M 08x45	ASB3...*	30 M8 12				
4	ISB4...*	M 08x50	ASB4...*	35 M8 12				
5	ISB5...*	M 08x60	ASB5...*	47 M8 12				

¹⁾ The use of stacking screws necessitates the use of locking plates in the construction assembly!

²⁾ When assembling solid rubber clamps, covering plates, hexagon screws and locking washers must be used.

³⁾ Material = Stainless steel 1.4571

*Please add the suffix below according to the surface/material required.

Order code suffixes		
Surface/material	Suffix	Example
Steel, zinc plated, Cr(VI)-free	X	DPB1X
Stainless Steel 1.4571	71X	DPB14571X

Tube clamps series B – Complete range

Order codes for clamp halves:

Material	Interior surface	Order code
Polypropylene	grooved	RBP
	smooth	RBPG
Polyamide	grooved	RBN
	smooth	RBNG
Rubber	smooth	RBVG¹⁾

(Please exchange as required standard abbreviation RBP in column for "Order code")

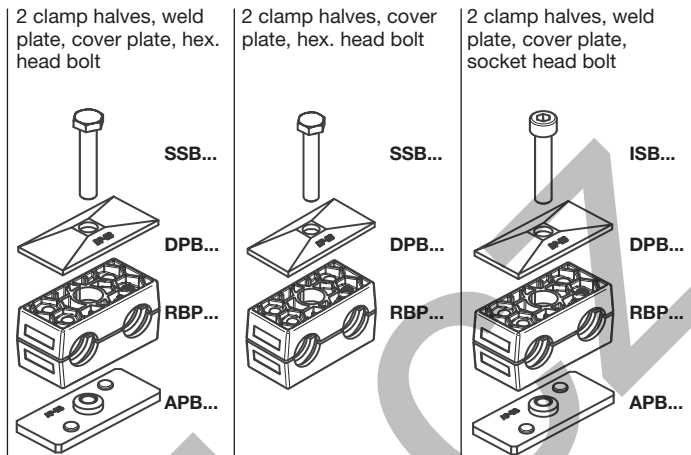
For flame- or corrosion retardant materials, please refer to page S5.

The steel parts of kits 1, 16 and 3 have the following surfaces:

Screws, bushes, cover plates = Cr(VI)-free galvanized

Welding plate = phosphated

Other compositions available on request.



clamp size	Tube O.D. mm	Tube NB	Tube O.D.	Order code	Order code	Order code
1	6.0	G 1/8	1/4 5/16 3/8	RBP1-106	RBP16-106	RBP3-106
	6.4			RBP1-106.4	RBP16-106.4	RBP3-106.4
	8.0			RBP1-108	RBP16-108	RBP3-108
	9.5			RBP1-109.5	RBP16-109.5	RBP3-109.5
	10.0			RBP1-110	RBP16-110	RBP3-110
	12.0			RBP1-112	RBP16-112	RBP3-112
2	12.7	G 1/4 G 3/8	1/2 5/8	RBP1-212.7	RBP16-212.7	RBP3-212.7
	13.5			RBP1-213.5	RBP16-213.5	RBP3-213.5
	14.0			RBP1-214	RBP16-214	RBP3-214
	15.0			RBP1-215	RBP16-215	RBP3-215
	16.0			RBP1-216	RBP16-216	RBP3-216
	17.2			RBP1-217.2	RBP16-217.2	RBP3-217.2
18.0	RBP1-218	RBP16-218	RBP3-218			
3	19.0	G 1/2	3/4 1	RBP1-319	RBP16-319	RBP3-319
	20.0			RBP1-320	RBP16-320	RBP3-320
	21.3			RBP1-321.3	RBP16-321.3	RBP3-321.3
	22.0			RBP1-322	RBP16-322	RBP3-322
	25.0			RBP1-325	RBP16-325	RBP3-325
	25.4			RBP1-325.4	RBP16-325.4	RBP3-325.4
4	26.9	G 3/4	1 1/4	RBP1-426.9	RBP16-426.9	RBP3-426.9
	28.0			RBP1-428	RBP16-428	RBP3-428
	30.0			RBP1-430	RBP16-430	RBP3-430
5	32.0	G 1 G 1 1/4	1 1/4 1 1/2	RBP1-532	RBP16-532	RBP3-532
	33.7			RBP1-533.7	RBP16-533.7	RBP3-533.7
	35.0			RBP1-535	RBP16-535	RBP3-535
	38.0			RBP1-538	RBP16-538	RBP3-538
	40.0			RBP1-540	RBP16-540	RBP3-540
	42.0			RBP1-542	RBP16-542	RBP3-542

Delivery in unassembled individual components.

¹⁾ When assembling solid rubber clamps, covering plates, hexagon screws and locking washers must be used.