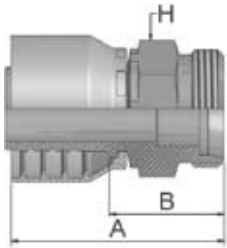



D0 – Male Metric 24° – Light Series – Rigid – Straight

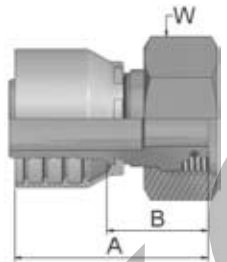
ISO 12151-2-S-L – CEL




Part Number 	Hose I.D.				Thread metric	Tube O.D. mm	A mm	B mm	H mm
	DN	Inch	Size	mm					
1D048-8-4C	6	1/4	-4	6,3	M14x1,5	8	46	22	14
1D048-10-5C	8	5/16	-5	7,9	M16x1,5	10	48	24	17
1D048-10-6C	10	3/8	-6	9,5	M16x1,5	10	47	24	17
1D048-12-6C	10	3/8	-6	9,5	M18x1,5	12	47	24	19
1D048-15-8C	12	1/2	-8	12,7	M22x1,5	15	50	26	22
1D048-18-10C	16	5/8	-10	15,9	M26x1,5	18	55	30	27
1D048-22-12C	20	3/4	-12	19,1	M30x2	22	59	33	30
1D048-28-16C	25	1	-16	25,4	M36x2	28	65	35	36
1D048-35-20C	32	1-1/4	-20	31,8	M45x2	35	85	38	46
1D048-42-24C	40	1-1/2	-24	38,1	M52x2	42	77	39	55

C9 – Female Metric 24° – Heavy Series with O-ring – Swivel – Straight

ISO 12151-2-SWS-S – DKOS



Part Number 	Hose I.D.				Thread metric	Tube O.D. mm	A mm	B mm	W mm
	DN	Inch	Size	mm					
1C948-8-4C	6	1/4	-4	6,3	M16x1,5	8	47	23	19
1C948-10-4C	6	1/4	-4	6,3	M18x1,5	10	46	22	22
1C948-10-5C	8	5/16	-5	7,9	M18x1,5	10	46	22	22
1C948-12-5C	8	5/16	-5	7,9	M20x1,5	12	48	24	24
1C948-10-6C	10	3/8	-6	9,5	M18x1,5	10	45	23	22
1C948-12-6C	10	3/8	-6	9,5	M20x1,5	12	48	25	24
1C948-14-6C	10	3/8	-6	9,5	M22x1,5	14	47	24	27
1C948-16-8C	12	1/2	-8	12,7	M24x1,5	16	52	28	30
1C948-20-10C	16	5/8	-10	15,9	M30x2	20	53	28	36
1C948-20-12C	20	3/4	-12	19,1	M30x2	20	56	30	36
1C948-25-12C	20	3/4	-12	19,1	M36x2	25	61	35	46
1C948-25-16C	25	1	-16	25,4	M36x2	25	63	33	46
1C948-30-16C	25	1	-16	25,4	M42x2	30	67	38	50
1C948-38-20C°	32	1-1/4	-20	31,8	M52x2	38	80	33	60

Hose fittings are delivered with ozone-resistant Nitrile (NBR) O-ring as a standard version.
Working temperature from -30 °C up to +105 °C. Hose fittings with special O-rings (Viton or EPDM) available on request. For O-ring dimensions and part numbers see Catalogue C4400/UK.
°Assembly only with Parkrimp 2 machine

Information about standard products or non-standard products can be found in the current price list.
Dimensions shown may be changed at any time without prior notice.