


# Prestomatic Composite Push-In Fittings

## C68UNPMK

Technical polymer, brass, NBR


ØD	C	
8x6	M12x1.5	<a href="#">C68UNPMK8M12</a>
	M16x1.5	<a href="#">C68UNPMK8M16</a>
	M22x1.5	<a href="#">C68UNPMK8M22</a>
10x7.5	M12x1.5	<a href="#">C68UNPMK10M12BP</a>
	M16x1.5	<a href="#">C68UNPMK10M16BP</a>
	M22x1.5	<a href="#">C68UNPMK10M22BP</a>
12x9	M12x1.5	<a href="#">C68UNPMK12M12</a>
	M16x1.5	<a href="#">C68UNPMK12M16</a>
	M22x1.5	<a href="#">C68UNPMK12M22BP</a>
16x12	M22x1.5	<a href="#">C68UNPMK16M22</a>

The body swivels for positioning purposes.



## V68UNPMK

Technical polymer, brass, NBR

ØD	C	
12x9	M22x1.5	<a href="#">V68UNPMK12M22BP</a>
16x12	M22x1.5	<a href="#">V68UNPMK16M22</a>


The body swivels for positioning purposes.

Other configurations available on request.



## CWEONPMK

Technical polymer, brass, NBR

ØD	DIN	C	
12x9	12L	M18x1.5	<a href="#">CWEONPMK12-12L</a>

Port design ISO8434-1 for steel tube and hoses.

The body swivels for positioning purposes.


Other configurations available on request.



DIN

## JNPMK


Technical polymer, NBR

ØD	
8x6	<a href="#">JNPMK8</a>
10x7.5	<a href="#">JNPMK10BP</a>
12x9	<a href="#">JNPMK12BP</a>
16x12	<a href="#">JNPMK16</a>



## R68UNPMK

Technical polymer, brass, NBR

ØD	C	
8x6	M12x1.5	<a href="#">R68UNPMK8M12</a>
	M16x1.5	<a href="#">R68UNPMK12M16</a>
12x9	M22x1.5	<a href="#">R68UNPMK12M22</a>
	M16x1.5	<a href="#">R68UNPMK16M16</a>


The body swivels for positioning purposes.

Other configurations available on request.



## S68UNPMK

Technical polymer, brass, NBR

ØD	C	
8x6	M12x1.5	<a href="#">S68UNPMK8M12</a>
	M22x1.5	<a href="#">S68UNPMK8M22</a>
12x9	M16x1.5	<a href="#">S68UNPMK12M16</a>
	M22x1.5	<a href="#">S68UNPMK12M22</a>
16x12	M22x1.5	<a href="#">S68UNPMK16M22</a>


The body swivels for positioning purposes.

Other configurations available on request.




## CS68UNPMK

Technical polymer, brass, NBR

ØD	ØD1	C	
8x6	12x9	M22x1.5	<a href="#">CS68K12-8M22</a>
		M16x1.5	<a href="#">CS68K12-10M16</a>
10x7.5	M22x1.5	<a href="#">CS68K12-10M22BP</a>	

The body swivels for positioning purposes.

Other configurations available on request.



D

D1

# Prestomatic Composite Push-In Fittings

## R68KPPA

Technical polymer, brass, NBR



ØD	C	
12x9	M16x1.5	<a href="#">R68K12M16PPA</a>

The body swivels for positioning purposes.  
Test Point thread = M16x1.5  
Other configurations available on request.

## S68KPPAM

Technical polymer, brass, NBR



ØD	C	
12x9	M16x1.5	<a href="#">S68K12PPAM16</a>
	M22x1.5	<a href="#">S68K12PPAM22</a>

The body swivels for positioning purposes.  
Test Point thread = M16x1.5  
Other configurations available on request.

### Other configurations available on request



90° Male Side Tee



Bulkhead Tee - DIN2353



90° Test Point Side Tee