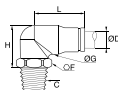


# LF 3800 Push-In Fittings / Stud Fittings

## 3889 Compact Stud Elbow, Male NPT Thread Inch

Stainless steel 316L, FKM

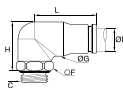


ØD	C		F	G	H	L	Kg
1/4	NPT1/8	<b>3889 56 11</b>	13	12	22	23	0.025
	NPT1/4	<b>3889 56 14</b>	14	12	22	23	0.032
3/8	NPT1/4	<b>3889 60 14</b>	17	17.5	28	30.5	0.058
	NPT3/8	<b>3889 60 18</b>	19	17.5	28	30.5	0.066
1/2	NPT1/4	<b>3889 62 14</b>	22	20	34	33	0.089
	NPT3/8	<b>3889 62 18</b>	22	20	34	33	0.089
	NPT1/2	<b>3889 62 22</b>	22	20	27	33	0.091

The body swivels for positioning purposes. Max. 20 bar.  
5/32" (4 mm) and 5/16" (8 mm) also available.

## 3879 Compact Stud Elbow, Male BSPP Thread

Stainless steel 316L, FKM

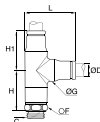


ØD	C		F	G	H	L	Kg
4	G1/8	<b>3879 04 10</b>	13	11	22	19	0.022
	G1/4	<b>3879 04 13</b>	17	11	20	19	0.027
6	G1/8	<b>3879 06 10</b>	13	12	24	24	0.029
	G1/4	<b>3879 06 13</b>	17	12	22	24	0.034
8	G1/8	<b>3879 08 10</b>	13	15	25	25	0.035
	G1/4	<b>3879 08 13</b>	17	15	25	25	0.039
10	G3/8	<b>3879 08 17</b>	21	15	23	25	0.047
	G1/4	<b>3879 10 13</b>	18	17	28.5	31	0.057
12	G3/8	<b>3879 10 17</b>	21	17	28.5	31	0.065
	G1/4	<b>3879 12 13</b>	17	20	33	33	0.077
12	G3/8	<b>3879 12 17</b>	21	20	33	33	0.084
	G1/2	<b>3879 12 21</b>	24	20	30	33	0.096

The body swivels for positioning purposes. Max. 20 bar

## 3893 Stud Run Tee, Male BSPP and Metric Thread

Stainless steel 316L, FKM



ØD	C		F	G	H	H1	L	Kg
8	G3/8	<b>3893 08 17</b>	21	15	27	25	35.5	0.094

The body swivels for positioning purposes.

LF 3800 push-in fittings allow connection with several types of Parker tubing shown in Chapter 3 of this catalogue, "Technical Tubing and Hose":

- PFA tubing
- Fluoropolymer tubing
- Polyethylene tubing
- Semi-rigid polyamide and flexible Crystal polyurethane tubing