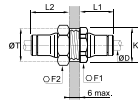


3616 Equal Bulkhead Connector

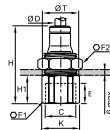
FDA chemical Nickel-plated brass, FKM



| ØD | | F1 | F2 | K | L1 | L2 | ØT min | Kg |
|----|-------------------|----|----|------|------|------|--------|-------|
| 4 | 3616 04 00 | 13 | 14 | 14 | 14 | 20 | 12.5 | 0.018 |
| 6 | 3616 06 00 | 16 | 17 | 17.5 | 17 | 22 | 15 | 0.028 |
| 8 | 3616 08 00 | 18 | 19 | 19.5 | 18.5 | 23.5 | 17 | 0.036 |
| 10 | 3616 10 00 | 22 | 27 | 24 | 21.5 | 26.5 | 21 | 0.063 |
| 12 | 3616 12 00 | 24 | 24 | 26 | 23 | 27 | 23 | 0.062 |
| 14 | 3616 14 00 | 27 | 27 | 29.5 | 25.5 | 29.5 | 25 | 0.079 |

3636 Bulkhead Connector, Female BSPP Thread

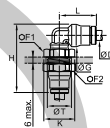
FDA chemical Nickel-plated brass, FKM



| ØD | C | E | F1 | F2 | H | H1 | K | ØT min | Kg |
|----|------|-------------------|------|----|----|------|------|--------|-------|
| 4 | G1/8 | 3636 04 10 | 8.5 | 14 | 14 | 30.5 | 11 | 15 | 0.020 |
| 6 | G1/8 | 3636 06 10 | 8.5 | 17 | 17 | 33 | 11 | 18.5 | 0.033 |
| | G1/4 | 3636 06 13 | 11.5 | 17 | 17 | 37 | 15 | 18.5 | 0.033 |
| 8 | G1/8 | 3636 08 10 | 8.5 | 19 | 19 | 34 | 10.5 | 21 | 0.044 |
| | G1/4 | 3636 08 13 | 11.5 | 19 | 19 | 38 | 14.5 | 21 | 0.044 |
| 10 | G3/8 | 3636 10 17 | 12 | 22 | 27 | 42.5 | 16 | 24 | 0.073 |
| 12 | G3/8 | 3636 12 17 | 12 | 24 | 24 | 43 | 16 | 26 | 0.077 |
| | G1/2 | 3636 12 21 | 16 | 27 | 24 | 48.5 | 21.5 | 29.5 | 0.133 |

3639 Equal Bulkhead Elbow

FDA chemical Nickel-plated brass, FKM



| ØD | | F1 | F2 | G | H | K | L | ØT min | Kg |
|----|-------------------|----|----|------|------|------|------|--------|-------|
| 4 | 3639 04 00 | 13 | 14 | 10 | 35 | 14 | 18 | 12.5 | 0.023 |
| 6 | 3639 06 00 | 16 | 17 | 12 | 40.5 | 17.5 | 21.5 | 15 | 0.035 |
| 8 | 3639 08 00 | 18 | 19 | 15 | 44 | 19.5 | 23.5 | 17 | 0.046 |
| 10 | 3639 10 00 | 22 | 27 | 17.5 | 51 | 24 | 29 | 21 | 0.080 |
| 12 | 3639 12 00 | 24 | 24 | 19.5 | 55 | 26 | 31 | 23 | 0.086 |
| 14 | 3639 14 00 | 27 | 27 | 21.5 | 59 | 29.5 | 34 | 25 | 0.144 |

The body swivels for positioning purposes.
Maxi pressure = 20 bar