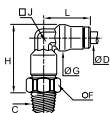


LF 3600 Push-In Fittings / Stud Fittings

3629 Extended Stud Elbow, Male BSPT Thread

FDA chemical Nickel-plated brass, FKM

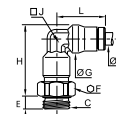


ØD	C		F	G	H	J	L	Kg
4	R1/8	3629 04 10	10	10	24.5	7	18	0.025
	R1/8	3629 06 10	13	12	29.5	8	21.5	0.024
6	R1/4	3629 06 13	14	12	30.5	8	21.5	0.031
	R1/8	3629 08 10	14	15	32.5	10	23.5	0.031
8	R1/4	3629 08 13	14	15	34	10	23.5	0.037
	R1/4	3629 10 13	18	17.5	39	12	29	0.054

The body swivels for positioning purposes.

3669 Extended Stud Elbow, Male BSPP and Metric Thread

FDA chemical Nickel-plated brass, FKM

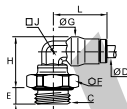


ØD	C		E	F	G	H	J	L	Kg
4	M5x0,8	3669 04 19	3,5	10	10	27,5	7	18	0,014
	G1/8	3669 04 10	4,5	13	10	25,5	7	18	0,017
6	G1/8	3669 06 10	4,5	13	12	31	8	21,5	0,024
	G1/4	3669 06 13	5,5	16	12	30,5	8	21,5	0,028
8	G1/8	3669 08 10	4,5	14	15	33,5	10	23,5	0,031
	G1/4	3669 08 13	5,5	16	15	34	10	23,5	0,035
10	G1/4	3669 10 13	5,5	18	17,5	42	12	29	0,052
	G3/8	3669 10 17	5,5	20	17,5	41	12	29	0,056
12	G1/4	3669 12 13	5,5	20	19,5	47	15	31	0,070
	G3/8	3669 12 17	5,5	20	19,5	46	15	31	0,341
14	G1/2	3669 14 21	7	24	21,5	49	16	34	0,094

The body swivels for positioning purposes.

3699 Compact Elbow, Male BSPP and Metric Thread

FDA chemical Nickel-plated brass, FKM

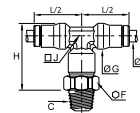


ØD	C		E	F	G	H	J	L	Kg
4	M5x0,8	3699 04 19	3,5	10	10	18	7	18	0,011
	M6x1	3699 04 52	4,5	10	10	18	7	18	0,011
	M8x1	3699 04 56	5	11	10	18	7	18	0,013
	G1/8	3699 04 10	4,5	13	10	17	7	18	0,014
	G1/4	3699 04 13	5,5	16	10	17,5	7	18	0,019
6	M10x1	3699 06 60	5,5	13	12	19	8	21,5	0,017
	G1/8	3699 06 10	4,5	13	12	19	8	21,5	0,018
	G1/4	3699 06 13	5,5	16	12	19,5	8	21,5	0,022
8	G1/8	3699 08 10	4,5	13	15	20,5	10	23,5	0,021
	G1/4	3699 08 13	5,5	16	15	21,5	10	23,5	0,027
	G3/8	3699 08 17	5,5	20	15	21,5	10	23,5	0,033
10	G1/4	3699 10 13	5,5	16	17,5	27	12	29	0,037
	G3/8	3699 10 17	5,5	20	17,5	25,5	12	29	0,043
	G1/4	3699 12 13	5,5	16	19,5	29,5	15	31	0,050
12	G3/8	3699 12 17	5,5	20	19,5	28,5	15	31	0,057
	G1/2	3699 12 21	7	24	19,5	28,5	15	31	0,065
14	G3/8	3699 14 17	5,5	20	21,5	29	16	34	0,059
	G1/2	3699 14 21	7	24	21,5	29,5	16	34	0,062

The body swivels for positioning purposes. Maxi pressure = 20 bar

3608 Stud Branch Tee, Male BSPT Thread

FDA chemical Nickel-plated brass, FKM

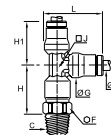


ØD	C		F	G	H	J	L/2	Kg
4	R1/8	3608 04 10	10	10	24.5	7	18	0.020
	R1/8	3608 06 10	13	12	29.5	8	21.5	0.031
6	R1/4	3608 06 13	14	12	30.5	8	21.5	0.038
	R1/8	3608 08 10	14	15	32.5	10	23.5	0.040
8	R1/4	3608 08 13	14	15	34	10	23.5	0.047
	R1/4	3608 10 13	18	17.5	39	12	29	0.067
10	R3/8	3608 10 17	18	17.5	41	12	29	0.070
12	R3/8	3608 12 17	20	19.5	46.5	15	31	0.094
14	R1/2	3608 14 21	22	21.5	50.5	16	34	0.125

The body swivels for positioning purposes.

3603 Stud Run Tee, Male BSPT Thread

FDA chemical Nickel-plated brass, FKM



ØD	C		F	G	H	H1	J	L	Kg
4	R1/8	3603 04 10	10	10	19.5	18	7	23	0.018
	R1/8	3603 06 10	13	12	23.5	21.5	8	28	0.031
6	R1/4	3603 06 13	14	12	24.5	21.5	8	28	0.037
	R1/8	3603 08 10	14	15	25	23.5	10	31	0.041
8	R1/4	3603 08 13	14	15	26.5	23.5	10	31	0.044
	R1/4	3603 10 13	18	17.5	30.5	29	12	37.5	0.067
10	R3/8	3603 10 17	18	17.5	32.5	29	12	37.5	0.069
12	R3/8	3603 12 17	20	19.5	36.5	31	15	40.5	0.103
14	R1/2	3603 14 21	22	21.5	40	34	16	45	0.147

The body swivels for positioning purposes.