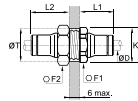


## 3616 Equal Bulkhead Connector

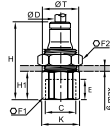
FDA chemical Nickel-plated brass, FKM



ØD		F1	F2	K	L1	L2	ØT min	Kg
4	<b>3616 04 00</b>	13	14	14	14	20	12.5	0.018
6	<b>3616 06 00</b>	16	17	17.5	17	22	15	0.028
8	<b>3616 08 00</b>	18	19	19.5	18.5	23.5	17	0.036
10	<b>3616 10 00</b>	22	27	24	21.5	26.5	21	0.063
12	<b>3616 12 00</b>	24	24	26	23	27	23	0.062
14	<b>3616 14 00</b>	27	27	29.5	25.5	29.5	25	0.079

## 3636 Bulkhead Connector, Female BSPP Thread

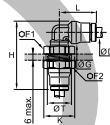
FDA chemical Nickel-plated brass, FKM



ØD	C	E	F1	F2	H	H1	K	ØT min	Kg
4	G1/8 <b>3636 04 10</b>	8.5	14	14	30.5	11	15	13	0.020
6	G1/8 <b>3636 06 10</b>	8.5	17	17	33	11	18.5	15	0.033
	G1/4 <b>3636 06 13</b>	11.5	17	17	37	15	18.5	15	0.033
8	G1/8 <b>3636 08 10</b>	8.5	19	19	34	10.5	21	17	0.044
	G1/4 <b>3636 08 13</b>	11.5	19	19	38	14.5	21	17	0.044
10	G3/8 <b>3636 10 17</b>	12	22	27	42.5	16	24	21	0.073
12	G3/8 <b>3636 12 17</b>	12	24	24	43	16	26	23	0.077
	G1/2 <b>3636 12 21</b>	16	27	24	48.5	21.5	29.5	23	0.133

## 3639 Equal Bulkhead Elbow

FDA chemical Nickel-plated brass, FKM



ØD		F1	F2	G	H	K	L	ØT min	Kg
4	<b>3639 04 00</b>	13	14	10	35	14	18	12.5	0.023
6	<b>3639 06 00</b>	16	17	12	40.5	17.5	21.5	15	0.035
8	<b>3639 08 00</b>	18	19	15	44	19.5	23.5	17	0.046
10	<b>3639 10 00</b>	22	27	17.5	51	24	29	21	0.080
12	<b>3639 12 00</b>	24	24	19.5	55	26	31	23	0.086
14	<b>3639 14 00</b>	27	27	21.5	59	29.5	34	25	0.144

The body swivels for positioning purposes.  
Maxi pressure = 20 bar