

# LF 3600 Push-In Fittings / Stud Fittings



Made of chemical nickel-plated brass, this range of metal fittings is resistant to industrial and food fluids.

**Ø metric:**  
4 to 14 mm

## Technical Characteristics

- **Suitable Fluids:** compressed air, grease, lubricant, water...
- **Working Pressure:** vacuum to 30 bar (20 bar: 3699, 3609, 3639)
- **Working Temperature:** -25°C to +150°C

Maximum Tightening Torque (daN.m)	Threads							
	M5 x0.8	M6 x1	M8 x1	M10 x1	G1/8	G1/4	G3/8	G1/2
	0.16	0.18	0.6	0.8	0.8	1.2	3	3.5

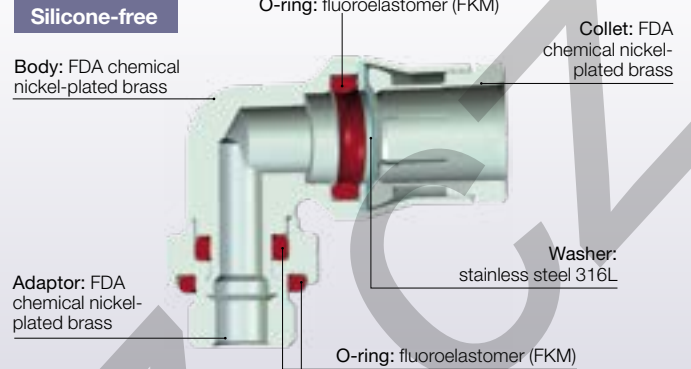
Reliable performance is dependent upon the type of fluid conveyed, component materials and tubing being used.

Use is guaranteed with a vacuum of 755 mm Hg (99% vacuum).

## Advantages

- Wide range of working temperatures: up to +150°C
- Wide range of working pressures: from vacuum up to 30 bar
- Materials conform to FDA standards
- Extended chemical compatibility

## Component Materials

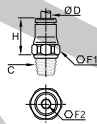


## Regulations

- PED
- RoHS
- REACH

## 3675 Stud Fitting, Male BSPT Thread

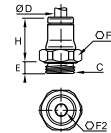
FDA chemical Nickel-plated brass, FKM



ØD	C		F1	F2	H	Kg
4	R1/8	<b>3675 04 10</b>	10	3	15	0.009
	R1/4	<b>3675 04 13</b>	14	3	15	0.017
6	R1/8	<b>3675 06 10</b>	13	4	17	0.011
	R1/4	<b>3675 06 13</b>	14	4	17	0.018
8	R1/8	<b>3675 08 10</b>	15	5	19	0.015
	R1/4	<b>3675 08 13</b>	16	6	18	0.019
10	R3/8	<b>3675 08 17</b>	17	6	18.5	0.027
	R1/4	<b>3675 10 13</b>	18	7	23	0.026
12	R3/8	<b>3675 10 17</b>	18	8	22.5	0.031
	R1/2	<b>3675 10 21</b>	22	8	22.5	0.056
14	R1/4	<b>3675 12 13</b>	20	7	25.5	0.033
	R3/8	<b>3675 12 17</b>	20	9	24	0.035
14	R1/2	<b>3675 12 21</b>	22	10	23	0.051
	R3/8	<b>3675 14 17</b>	22	9	27	0.042
14	R1/2	<b>3675 14 21</b>	24	11	26	0.057

## 3601 Stud Fitting, Male BSPP and Metric Thread

FDA chemical Nickel-plated brass, FKM



ØD	C		E	F1	F2	H	Kg
4	M5x0.8	<b>3601 04 19</b>	3,5	10	2,5	15,5	0,006
	M6x1	<b>3601 04 52</b>	4,5	10	3	16	0,006
	M8x1	<b>3601 04 56</b>	5	11	3	14,5	0,007
6	G1/8	<b>3601 04 10</b>	4,5	13	3	14,5	0,009
	G1/4	<b>3601 04 13</b>	5,5	16	3	14,5	0,015
6	M5x0.8	<b>3601 06 19</b>	3,5	13	2,5	19	0,010
	M10x1	<b>3601 06 60</b>	5,5	13	4	17,5	0,011
6	G1/8	<b>3601 06 10</b>	4,5	13	4	17,5	0,011
	G1/4	<b>3601 06 13</b>	5,5	16	4	17	0,015
8	G1/8	<b>3601 08 10</b>	4,5	16	5	21	0,014
	G1/4	<b>3601 08 13</b>	5,5	16	6	18	0,016
8	G3/8	<b>3601 08 17</b>	5,5	20	6	19	0,028
	G1/4	<b>3601 10 13</b>	5,5	18	7	25	0,025
10	G3/8	<b>3601 10 17</b>	5,5	20	8	22,5	0,028
	G1/2	<b>3601 10 21</b>	7	24	8	22,5	0,043
10	G1/4	<b>3601 12 13</b>	5,5	20	7	26,5	0,030
	G3/8	<b>3601 12 17</b>	5,5	20	9	26	0,034
12	G1/2	<b>3601 12 21</b>	7	24	10	23,5	0,042
	G3/8	<b>3601 14 17</b>	5,5	22	9	28	0,038
14	G1/2	<b>3601 14 21</b>	7	24	11	26,5	0,045