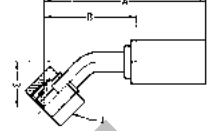


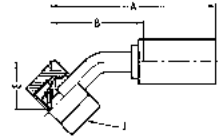




**1CEPX – Metric female swivel 24° with O-ring**  
**45° elbow – Light series – Metric swivel nut – ISO 12151-2**

**MATERIAL** Galvanised steel with transparent Cr(VI)-free plating.  
Other materials available on request.

Part No. <b>#</b>	DN	size	mm	inch	Connection type		A mm	B mm	E mm	J mm	Max. WP MPa
					Thread size 	Tube OD mm 					
1CEPX-6-03	5	-03	4.8	3/16	M12x1.5	6	58	32	17	14	31.5
1CEPX-6-04	6	-04	6.4	1/4	M12x1.5	6	72	43	23	17	31.5
1CEPX-8-04	6	-04	6.4	1/4	M14x1.5	8	72	43	23	17	42.5
1CEPX-10-05	8	-05	7.9	5/16	M16x1.5	10	72	43	20	19	40.0
1CEPX-10-06	10	-06	9.5	3/8	M16x1.5	10	70	40	18	19	40.0
1CEPX-12-06	10	-06	9.5	3/8	M18x1.5	12	70	40	18	22	35.0
1CEPX-15-08	12	-08	12.7	1/2	M22x1.5	15	83	51	21	27	31.5
1CEPX-18-10	16	-10	15.9	5/8	M26x1.5	18	96	65	27	32	31.5
1CEPX-22-12	20	-12	19.0	3/4	M30x2	22	114	79	32	36	28.0
1CEPX-28-16	25	-16	25.4	1	M36x2	28	112	77	35	41	21.0

**10CPX – Metric female swivel 24° with O-ring**  
**45° elbow – Heavy series – Metric swivel nut – ISO 12151-2**

**MATERIAL** Galvanised steel with transparent Cr(VI)-free plating.  
Other materials available on request.

Part No. <b>#</b>	DN	size	mm	inch	Connection type		A mm	B mm	E mm	J mm	Max. WP MPa
					Thread size 	Tube OD mm 					
10CPX-8-03	5	-03	4.8	3/16	M16x1.5	8	61	35	20	19	63.0
10CPX-10-04	6	-04	6.4	1/4	M18x1.5	10	74	45	24	22	63.0
10CPX-12-05	8	-05	7.9	5/16	M20x1.5	12	71	42	20	24	63.0
10CPX-14-06	10	-06	9.5	3/8	M22x1.5	14	70	40	19	27	63.0
10CPX-16-08	12	-08	12.7	1/2	M24x1.5	16	85	53	23	30	42.0
10CPX-20-10	16	-10	15.9	5/8	M30x2	20	99	68	29	36	42.0