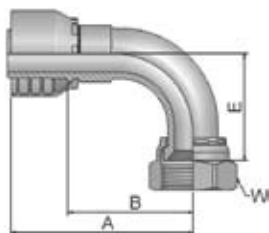


39 – Female JIC 37° / SAE 45° – Dual Flare – Swivel Female 90° Elbow

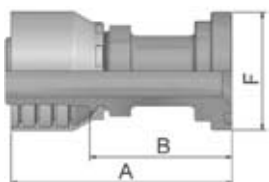
ISO 12151-5-SWES – DKJ 90°



Part Number 	Hose I.D.				Thread UNF	A mm	B mm	E mm	W mm
	DN	Inch	Size	mm					
13948-4-4C	6	1/4	-4	6,3	7/16x20	48	24	21	17
13948-6-6C	10	3/8	-6	9,5	9/16x18	51	28	23	19
13948-8-6C	10	3/8	-6	9,5	3/4x16	59	36	29	22
13948-8-8C	12	1/2	-8	12,7	3/4x16	55	31	29	22
13948-10-8C	12	1/2	-8	12,7	7/8x14	63	39	32	27
13948-10-10C	16	5/8	-10	15,9	7/8x14	64	39	33	27
13948-12-12C	20	3/4	-12	19,1	1-1/16x12	80	54	48	32
13948-16-16C	25	1	-16	25,4	1-5/16x12	98	68	56	41

15 – SAE Code 61 – Flange Head – Straight

ISO 12151-3-S-L – SFL – 3000 psi

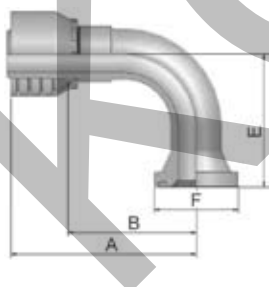


Part Number 	Hose I.D.				End Connection	A mm	B mm	F mm
	DN	Inch	Size	mm				
11548-8-8C	12	1/2	-8	12,7	1/2	74	51	30
11548-12-8C	12	1/2	-8	12,7	3/4	51	27	38
11548-12-12C	20	3/4	-12	19,1	3/4	82	56	38
11548-16-12C	20	3/4	-12	19,1	1	56	30	45
11548-16-16C	25	1	-16	25,4	1	84	54	45
11548-20-16C	25	1	-16	25,4	1-1/4	104	74	51

To select corresponding half-flange and O-ring see Catalogue C4400/UK.

19 – SAE Code 61 – Flange Head – 90° Elbow

ISO 12151-3-E-L – SFL 90° – 3000 psi



Part Number 	Hose I.D.				End Connection	A mm	B mm	E mm	F mm
	DN	Inch	Size	mm					
11948-8-8C	12	1/2	-8	12,7	1/2	64	40	41	30
11948-12-8C	12	1/2	-8	12,7	3/4	71	47	43	38
11948-12-12C	20	3/4	-12	19,1	3/4	80	54	58	38
11948-16-12C	20	3/4	-12	19,1	1	80	54	58	45
11948-16-16C	25	1	-16	25,4	1	98	68	70	45
11948-20-16C	25	1	-16	25,4	1-1/4	103	73	60	51

To select corresponding half-flange and O-ring see Catalogue C4400/UK.

Information about standard products or non-standard products can be found in the current price list. Dimensions shown may be changed at any time without prior notice.